


Parts & Accessories



Mt. Rushmore Cleaning Project



Extras to increase your machine's functionality

In 1950, Alfred Kärcher laid the foundation for his company's growth when he developed the world's first hot-water high-pressure washer. Today, Kärcher is known worldwide for its complete range of innovative cleaning products. With decades of experience in cleaning, Kärcher continues to set benchmarks with industry-leading innovations and design.



Kärcher has the perfect accessory for every high-pressure cleaning application



Innovative product design

Kärcher pressure washers and accessories are designed not only to meet the toughest requirements in the field but also to make working with a pressure washer more easy and convenient. Our design engineers focus on implementing the latest findings in ergonomics, service and user friendliness. With more than 300 patents, Kärcher's dedication to product improvement is reflected in unique advances like:

- Full trigger shutdown on demand
- Integrated water-cooled pump/motor combination
- Super efficient and environmentally-friendly burner system
- Ergonomic guns and accessories
- Unprecedented safety features and user comforts

Outstanding level of quality

Every Kärcher product is designed and produced to the highest quality standards. In addition, the performance and operating data of each machine is tested at the end of the production line. All products manufactured at our plants are subject to Kärcher's strict quality assurance system, which conforms to ISO 9001 standards. Kärcher is the name you can trust for all of your cleaning needs.

Experienced users prefer Kärcher

As the world leader in high-pressure commercial cleaning equipment, Kärcher continues to set the standard for excellence with unequalled products which are easy and safe to use, efficient to operate, and designed with user comforts in mind. It's no wonder that more experienced users depend on Kärcher for their most difficult cleaning challenges.



TABLE OF CONTENTS

Kärcher Classic Accessories

◆ Pressure Washer Accessories	2-4
◆ Guns & Lances	5-6
◆ Hoses & Hose Reels	7-8
◆ Couplers, Fittings & Filters	8
◆ Nozzles	9-11
◆ Pumps & Accessories	12-14
◆ Burners	15
◆ Detergents	16

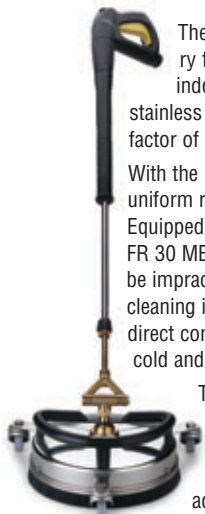
North American - Style Accessories17

◆ Pressure Washer Accessories	18-22
◆ Guns & Lances	23-24
◆ Hose & Hose Reels	24-25
◆ Couplers, Fittings & Filters	26-28
◆ Nozzles	29-31
◆ Pumps & Accessories	32-35
◆ Burners	35
◆ Index	36



KÄRCHER ACCESSORIES


FR 30 ME Surface Cleaner



The FR 30 ME hard surface cleaner is an indispensable accessory for efficient and economical professional cleaning—both indoor and outdoor. Rotating Power Nozzles, protected by a stainless steel housing, boost your cleaning coverage area by a factor of 10!

With the FR 30 ME, you save time and achieve perfectly uniform results without splashing or getting wet. Equipped with an integrated vacuum connection, the FR 30 ME is ideal for cleaning indoor areas that would be impractical with other surface cleaners. Wall cleaning is just as convenient thanks to ergonomic handles and direct connection to a trigger gun. Use with both cold and hot water pressure washers.

The versatility of the FR 30 ME is appreciated in workshops and industrial kitchens, as well as by contract cleaners and municipalities. Comes standard with adaptor to fit non-Kärcher wands.



- Maximum Pressure: 3625 PSI
- Maximum Flow Rate: 4.8 GPM
- Maximum Temperature: 175°F
- Stainless steel housing
- Rotating with ceramic bearings
- Flexible joint ensures access to tight spaces
- Ergonomic handles for wall cleaning
- Non-marking castor wheels

- Vacuum connection to clear out excess water
- Connects to standard 18mm Kärcher wands
- Adapter available to fit non-Kärcher wands
- Weight: 11.5 lbs



Part No.	Description	GPM
2.640-355.0	FR 30 ME 12" Surface Cleaner (no nozzles)*	
2.640-447.0	FR 30 ME with Power Nozzles	2.2 – 2.9
2.640-448.0	FR 30 ME with Power Nozzles	2.9 – 4.0
2.640-449.0	FR 30 ME with Power Nozzles	4.0 – 4.9
2.640-401.0	Power Nozzle Kit	2.2 – 2.9
2.639-187.0	Power Nozzle Kit	2.9 – 3.7
2.640-442.0	Power Nozzle Kit	3.7 – 4.8
9.369-012.0	18mm x 1/4" Adaptor for non-Kärcher wands	
4.402-022.0	18mm x 22mm Adaptor to connect gun directly to FR30 ME	

*Gun sold separately

FR 30 Plastic Surface Cleaner



Kärcher now offers a lightweight and economical version of the FR 30 made with a robust plastic housing. The unit is suitable for use with compact and middle class cold water units, comes with an integrated handle for wall cleaning, and attaches to standard 18mm Kärcher wands or directly to Kärcher guns using an 18mm x 22mm adaptor (included).



- Maximum Pressure: 2600 PSI
- Maximum Flow Rate: 3.7 GPM
- Maximum Temperature: 140°F
- Spray Diameter 12"
- Robust Impact-resistant Plastic Housing
- Weight: 6 lbs

Part No.	Description	GPM
2.641-065.0	FR 30 12" Plastic Surface Cleaner (w/o nozzles)	
2.640-482.0	Power Nozzle kit	2.0-2.2 GPM
2.640-401.0	Power Nozzle kit	2.2-2.9 GPM
2.639-187.0	Power Nozzle kit	2.9-3.7 GPM
9.369-012.0	18mm x 1/4" Adaptor for non-Kärcher wands	
4.402-022.0	18mm x 22mm Adaptor to connect gun directly to FR 30	

FR 50 Hard Surface Cleaner



With a 20" cleaning area, the FR 50 provides a greatly increased coverage area to make quick work of bigger cleaning jobs. The rotating nozzle beam has a swivel joint with ceramic bearings, and is built with a durable rust-free stainless steel housing that connects directly to standard Kärcher trigger guns. The unit's handle design and three non-marking castors ensure easy operation. Detergents can be added through a low pressure valve. Use with Kärcher Power Nozzles (sold separately) for the most thorough and uniform cleaning possible.




- Maximum Pressure: 3625 PSI
- Maximum Flow Rate: 7.9 GPM
- Maximum Temperature: 175°F
- Stainless steel housing
- Rotating arm with ceramic bearings
- Flexible joint handle ensures access to tight spaces
- Non-marking castor wheels
- Weight: 18 lbs

Part No.	Description	GPM
2.640-679.0	FR 50 20" Surface Cleaner (no nozzles)*	
2.639-187.0	Power Nozzle Kit	2.9-3.7
2.640-442.0	Power Nozzle Kit	3.7-4.8
2.639-188.0	Power Nozzle Kit	4.8-5.7
2.640-781.0	Power Nozzle Kit	5.7-7.9

*Gun sold separately

Wash Brushes



High-pressure cleaning without getting wet — that's what the new wash brush and rotary washing brush promises. The brushes are light and easy to handle as well as convenient to attach with its plug-in coupling.



Push-On Wash Brush – General-purpose cleaning on all surfaces



Part No.	Description
4.762-016.0	For use with hot or cold water Classic machines. Clamps directly onto 18mm spray lance.
4.762-328.0	For use with cold water Classic machines. Mounts onto double or triple nozzles.

Rotating Washing Brush – Driven by water jet, gently removes fine dust and traffic film from all surfaces.



- Maximum temperature: 185°F
- fits 18mm Kärcher Wands

Part No.	Description	GPM
4.762-283.0	Nylon Bristles	4 GPM and up
4.762-284.0	Nylon Bristles	Up to 4 GPM
4.762-287.0	Natural Bristles	4 GPM and up
4.762-288.0	Natural Bristles	Up to 4 GPM

Floor Cleaning Tool



For thoroughly cleaning floors without annoying splashback. Excellent for large kitchens, butcher shops, swimming pools, and more. Available in stainless steel or durable plastic.



- 3625 PSI
- Weight: 13 lbs.

Part No.	Description	Size
2.637-064.0	Stainless steel with 4 nozzles	080
2.637-065.0	Stainless steel with 4 nozzles	060
4.763-154.0	Plastic, w/o nozzles	
2.637-956.0	Nozzles, 4-pack	060
2.637-957.0	Nozzles, 4-pack	080
2.638-175.0	Nozzles, 4-pack	120

Pipe Cleaning Hose



Very flexible high-pressure hose for pipe cleaning.

- 1/8" connect
- up to 2900 PSI

Part No.	Description	Max PSI
6.390-028.0	20m / 66 ft	1740
6.390-029.0	30m / 100 ft	1740
6.390-030.0	20m / 66 ft	2900

*see page 23 for more pipe cleaning accessories

Pipe Cleaning Nozzle



With female thread, different spraying directions for environment-friendly cleaning of blocked drains and pipes, nozzle orifices point backwards so that nozzle pulls itself and the hose into the pipe.



16mm



30mm



4 Rotating Jets



Brass Nozzle

Part No.	Description	Nozzle Size
16mm		
5.763-015.0	3 x 30° Backwards - 16mm	055
5.763-019.0	3 x 30° Backwards - 16mm	065
5.763-016.0	1 x forward, 3 x 30° Back - 16mm	060
5.763-020.0	1 x forward, 3 x 30° Back - 16mm	065
30mm		
5.763-017.0	3 x 30° Backwards, 30mm	050
5.763-021.0	3 x 30° Backwards, 30mm	070
Rotating Jets		
6.415-428.0	4 Rotating Jets	050
6.415-440.0	4 Rotating Jets	065
Brass Nozzles - direct connections to 22mm high pressure hose		
5.763-011.0	830 PSI / 3.5 GPM	
5.763-012.0	1020 PSI / 4.3 GPM	
5.763-013.0	800 PSI / 5.3 GPM	

Wet Blasting Attachment - without Nozzle



Adds abrasive high-pressure jet for removing rust, paint, and scale; mounts to spray lance in place of high-pressure nozzle.

Part No.	Description
4.762-010.0	Wet Blasting Attachment w/ abrasive flow control - 7m / 23 ft
4.762-022.0	Wet Blasting Attachment w/o abrasive flow control - 7m / 23 ft
2.638-526.0*	Nozzle Pack - 035
2.637-900.0*	Nozzle Pack - 040
2.637-901.0*	Nozzle Pack - 045
2.637-902.0*	Nozzle Pack - 050
2.637-903.0*	Nozzle Pack - 055
2.637-904.0*	Nozzle Pack - 060
2.637-905.0*	Nozzle Pack - 065

* Consisting of wet-blasting nozzle and nozzle insert.

Boron Carbide Nozzle



An extremely wear resistant nozzle for continuous duty operations.

Part No.	Description
6.415-084.0	Boron Carbide Nozzle - 6.0mm
6.415-083.0	Boron Carbide Nozzle - 8.0mm

Pipe Cleaning Stop Valve



Mounts to machine's high-pressure outlet, simplifies handling of pipe cleaning hose because on-off functions can be easily controlled on the machine.



- Direct connection to 22mm high pressure hose

Part No.	Description
4.580-160.0	Stop Valve

Wheel Mounting Kits



Frame cart for HD 655 H and wheel kit for HDS 1000 BE / DE models.

Part No.	Description
9.103-551.0	Frame Cart - HD 655 H
2.637-820.0	Wheel Kit - HDS 1000 BE / DE

Mounting Kit - Second Chemical Tank



Add a second chemical tank to HDS 801 B

Part No.	Description	Gal
2.637-803.0	Chemical Tank Mounting Kit - HDS 801 B	2.6

Inno Combination Foam & High Pressure Wand



Kärcher's complete, ready-to-use high pressure foaming system is a twin spray lance and precision chemical injection system. The patent-pending dual spray wand provides a multitude of functions for many washing applications.

Apply a thick layer of foam using the Inno foam nozzle, then switch easily to high pressure for clear rinsing. The dual wand can be equipped with your choice of high pressure nozzles.

The chemical injection system provides precise detergent metering (0-5% concentration), promising faster and more consistent results using the optimum amount of detergent.



- Wand Length: 25.6"
- Maximum Pressure: 3700 PSI
- Maximum Flow Rate: 5.8 GPM
- Maximum Temperature: 176°F

Part No.	Description
2.640-151.0	Inno Foam System, for models that dispense detergent at low pressure (purchase nozzle insert separately)
2.640-692.0	Inno Foam System, for models that dispense detergent at high pressure (purchase nozzle insert separately)

Easy Foam System



Kärcher's Easy Foam System delivers the same foaming and chemical metering capabilities as the Inno System, but comes without the dual wand for situations where high-pressure rinsing is not a necessity.



- Maximum Pressure: 3700 PSI
- Maximum Flow Rate: 5.8 GPM
- Maximum Temperature: 176°F

Part No.	Description
2.640-691.0	Easy Foam System, for models that dispense detergent at low pressure (purchase nozzle insert separately)
2.640-693.0	Easy Foam System, for models that dispense detergent at high pressure (purchase nozzle insert separately)

Foam Nozzle Inserts for Inno / Easy Sets



Ideally match performance to different machine outputs for economic operation.



Part No.	Description
2.640-870.0	2.2–2.6 GPM
2.640-687.0	2.7–3.0 GPM
2.640-688.0	3.1–4.4 GPM
2.640-689.0	4.5–5.8 GPM

Foam Nozzle Mounting Kit



For applying foam detergent in metered quantities in sanitary and food areas, or where long reaction time is needed. Fits all units and mounts to spray lance in place of HP nozzle.



- Fits all units

Part No.	Description
2.637-926.0	Foaming nozzle kit with adjustable chemical flow

High-Pressure Detergent Injector



Adds up to 5% detergent in high-pressure mode.



Detergent HP Injector



Nozzle Kit for Detergent HP Injector

Part No.	Description	Size
3.637-170.0	High-Pressure Detergent Injector	
4.769-045.0	Nozzle Kit	052
4.769-046.0	Nozzle Kit	050
4.769-047.0	Nozzle Kit	070
4.769-048.0	Nozzle Kit	090

Downstream Chemical Injector



Adds chemical in high or low pressure modes with dosage up to 15%.



Nozzle Insert

Part No.	Description
3.637-001.0	Downstream Chemical Injector without Nozzle
4.769-003.0	Nozzle Insert - For high-pressure application (most HD & HDS)
4.769-002.0	Nozzle Insert - For high-pressure application (HDS 1000 BE/DE)
4.769-001.0	Nozzle Insert - For low-pressure application (most HD & HDS)
4.769-006.0	Nozzle Insert - For low-pressure application (HDS 1000 BE/DE)

Kärcher Trigger Guns



Put your hands on a Kärcher gun and you'll see and feel the quality immediately. They're comfortable and ergonomically shaped, and thanks to a shock-absorbing soft-grip handle insert, you'll feel no "buzzing" or "water-hammering" in your hands. "One-finger" operation means no fatigued fingers, hands or wrists when washing for prolonged periods of time—the result of exceptional engineering which balances comfort with performance.

Kärcher-designed trigger guns attach to a hose in one of two ways, through an integral swivel connection or a 22 MM hose connection. Our patented AVS anti-kink system allows the integral hose to rotate inside the gun under full pressure, preventing annoying hose twisting and allowing for easier winds and unwinds. Non-AVS guns attach to hoses with 22 MM screw-type connectors which can be easily hand tightened.

Easy Press Trigger Guns with Servopress Controllers

Kärcher's new Easy Press trigger guns are the newest and most advanced high pressure guns available. The Easy Press was designed with the serious user in mind, with close attention paid to user comforts. Also unique to Kärcher, a "Servopress" attachment can be added to allow the operator to control cleaning pressure and volume right at the gun. Operators are no longer required to return to the pressure washer to manually adjust output settings.



- **PSI: 4350**
- **Temperature: 335°F**



22 MM screw-type connection

Part No.	Description
4.775-466.0	Easy Press Trigger Gun, ID 8, 22MM screw-type connection
4.775-463.0	Easy Press Trigger Gun, ID 8, Integrated AVS Connection
4.775-470.0	Servopress Controller for use with -466.0/463.0 Guns 2.4 - 5.2 GPM
4.775-471.0	Servopress Controller for use with -466.0/463.0 Guns 5.3 - 7.9 GPM

Forward Connection Gun



Connects using a 22 MM screw-type connection on the front of the gun.



Part No.	Description
4.775-026.0	Trigger Gun, ID 8, 22 mm connection

Softgrip Trigger Guns



Trigger Gun-Integral



Trigger Gun - 22mm

- **PSI: 4000**
- **GPM: 10.5**
- **Temperature: 300°F**

Part No.	Description
Softgrip Trigger Guns	
4.775-270.0	Softgrip Trigger Gun, ID 6, Integrated AVS Hose Connection
4.775-251.0	Softgrip Trigger Gun, ID 8, Integrated AVS Hose Connection
Servopress Softgrip Trigger Gun	
4.775-363.0	Servopress Softgrip Trigger Gun, ID 6, Integrated AVS Hose Connection
4.775-254.0	Servopress Softgrip Trigger Gun, ID 8, Integrated AVS Hose Connection
4.775-412.0	Servopress Softgrip Trigger Gun, ID 8, Integrated AVS Hose Connection
4.775-282.0	Servopress Softgrip Trigger Gun, ID 6, 22MM Screw-Type Connection
4.775-283.0	Servopress Softgrip Trigger Gun, ID 6, 22MM Screw-Type Connection

Extended Softgrip Trigger Gun



Part No.	Description
4.775-296.0	Extended Softgrip Trigger Gun, ID 6, Integrated AVS hose connection, with built-in pressure gauge
4.775-298.0	Extended Softgrip Trigger Gun, ID 6, Integrated AVS hose connection, without pressure gauge
4.775-268.0	Extended Softgrip Trigger Gun, ID 6, Integrated AVS hose connection
4.775-492.0	Extended Softgrip Trigger Gun, ID 6, Integrated AVS hose connection
4.775-080.0	Softgrip Trigger Gun Replacement, ID 6, Integral AVS hose connection

Extended Trigger Gun



Part No.	Description
9.112-014.0	Extended Trigger Gun, ID 6, 22 MM Screw-Type Connection
9.112-009.0*	Extended Trigger Gun, ID 8, 22 MM Screw-Type Connection

* Used on new Classic cold-water direct-drive units

Trigger Guns Repair Kits



Part No.	Description
2.880-173.0	For 4.775-010/-015/-017/-020
2.880-240.0	For 4.775-023.0
2.883-014.0	For 4.775-026.0
2.880-277.0	For 4.775-029.0
2.880-284.0	For 4.775-031.0
2.880-369.0	For 4.775-041.0
2.880-463.0	For 4.775-056.0
4.421-739.0	For 4.775-466.0 / 463.0

Pivoting Spray Wand



Stainless steel, pivoting spray wand with hand screw connector, ergonomically shaped handle molding for optimum control and insulation, can be turned 360° under pressure.



Part No.	Description
9.311-038.0	550mm / 21" Pivoting Spray Wand
9.311-034.0	1050mm / 41" Pivoting Spray Wand
4.760-550.0	1050mm / 41" New for Easy Press Gun
4.760-365.0	1550mm / 61" Pivoting Spray Wand
4.760-366.0	2050mm / 81" Pivoting Spray Wand

Non-Pivoting Spray Wand



Stainless steel, non-pivoting spray wand with hand screw connector for use in conjunction with extended trigger gun.



- **PSI: 4000**
- **GPM: 10.5**
- **Temperature: 300°F**
- 250mm / 10" or 550mm / 21"

Part No.	Description
4.760-058.0	Non-Pivoting Spray Wand - 250mm/10"
4.760-356.0	Non-Pivoting Spray Wand - 550mm/21"

Stainless steel non-pivoting spray wand with Quick Connect nozzle adapter for use in conjunction with extended trigger gun.



- **PSI: 4000**
- **GPM: 10.5**
- **Temperature: 300°F**
- 550mm / 21"

Part No.	Description
9.112-508.0	Spray Wand - 550mm / 21" w/ Quick Connect Adapter

Variable Pressure Spray Wand



With integral pressure gauge for infinitely variable pressure control on wand, nozzle connection 24mm x 1.5, chemical feed in low-pressure mode.



- **PSI: 4000**
- **Temperature: 300°F**

Part No.	Description
4.760-387.0	350 mm / 14"
4.760-362.0	670 mm / 26"
4.760-230.0	1040 mm / 41"
4.762-075.0	Adapter for mounting accessories to variable wand

Underbody & Washroom Wands



Stainless steel. For effective and convenient cleaning of underbodies, wheel arches, and washrooms.



- **PSI: 4000**
- **Temperature: 300°F**

Part No.	Description
4.760-073.0	700mm / 27" - Washroom Wand w/ hp nozzle
4.760.245.0	700mm / 27" - Underbody Wand w/o nozzle

Kärcher High-Pressure Hose

Kärcher's original equipment hoses are the preferred choice of experienced pressure washer operators. Constructed of the highest-quality materials available, our anti-kink hoses deliver outstanding durability and improved operator convenience. Kärcher hoses are more flexible and easier to wind than competitors' hoses and are more convenient to use thanks to easy-grip hose-ends which can be tightened without tools.

- Exclusive Kärcher design
- Preferred by experienced operators
- Highest quality materials
- Flexible & easier to wind
- Easy-grip ends



Premium Longlife 400 Hose



Kärcher's premium Longlife 400 hoses, identified with a yellow stripe, are the best of the best and are available to fit AVS or 22mm twist-type connections.



- **PSI: 5800**
- **Temperature:** 311°F
- ID 8

Integral AVS Connection

This hose has an integral pivot end to fit AVS trigger guns and a 22mm female threaded end with anti-kink protection.

22mm Twist-Type Connection

The Longlife twist-type hose has two 22mm female anti-kink threaded ends for non-AVS trigger guns. The yellow end indicates full 360° swivel capability at that point—even under full pressure.



Part No.	Description
Integral AVS Connection	
6.389-856.0	10m / 33 ft
6.390-208.0	120m / 66 ft
With 22mm female connectors at both ends with anti-kink protection	
6.388-083.0	10m / 33 ft
6.389-709.0	15m / 50 ft
6.390-027.0	20m / 66 ft
6.390-294.0	30m / 100 ft

Non-Marking Food Service Hose



Kärcher's non-marking gray food service hose won't discolor interior floors. Available in both AVS and twist-type connections.



- **PSI: up to 3300**
- **Temperature:** up to 311°F
- ID 6 or 8

Part No.	Description	Temp	PSI
Integral AVS Connection			
6.390-445.0	ID 6 / 15m / 50 ft	311°F	3300
6.390-704.0	ID 8 / 10m / 33 ft	311°F	2320
6.390-705.0	ID 8 / 20m / 66 ft	311°F	2320
22mm Female Twist-Type Connections			
6.389-479.0	ID 8 / 10m / 33 ft	175°F	3300
6.389-581.0	ID 8 / 20m / 66 ft	311°F	3300

High-Pressure Hose



Quality Kärcher hoses for pressures up to 4565 PSI. Available in AVS or twist-type connections.



- **PSI: up to 4565**
- **Temperature:** Up to 311°F
- ID 6, 8, or 10

Part No.	Description	PSI
Integral AVS Connection		
6.389-853.0	ID 6 / 10m / 33 ft	3625
6.390-174.0	ID 6 / 15m / 50 ft	3625
6.390-025.0	ID 8 / 10m / 33 ft	4565
6.390-171.0	ID 8 / 20m / 66 ft	4565
6.390-185.0	ID 8 / 15m / 50 ft	4565
22mm Female Twist-Type Connections		
6.389-891.0	ID 8 / 10m / 33 ft	4565
6.390-010.0	ID 8 / 15m / 50 ft	4565
6.390-293.0	ID 8 / 30m / 100 ft	4565
6.390-023.0	ID 10 / 15m / 50 ft	3190
Extension Hose 2 X 22mm (no swivels)		
9.162-304.0*	ID 8 / 15m / 50 ft	3600
9.162-312.0*	ID 8 / 15m / 50 ft	3600
9.162-305.0*	ID 8 / 30m / 100 ft	3600

*requires 4.403-002.0 brass extension coupling to connect to other hose

3/8" High-Pressure 4500 PSI Hose with 22mm Coupling



Popular North American style high-pressure hose with 22mm twist-type couplers added for your convenience. One hose-end swivels.

- **PSI: 4500**
- **Temperature:** 250°F
- Preassembled with 22mm couplers
- Single swivel

Part No.	Description
9.803-690.0	3/8" HP Hose 50'
9.803-691.0	3/8" HP Hose 100'

Water Supply Hose



For connecting pressure washer to water outlet.



- 7.5m / 25 ft

Part No.	Description
4.440-038.0	Red - ID13 R1" / R3/4", up to 86°F
4.440-207.0	Black - ID19 R1" / R3/4", up to 185°F for suction mode

Self-Winding Hose Reel



For wall mounting of high-pressure hose.



Hose is not included.
Hose reel shown with swivel
bracket sold separately.

- **PSI: 5800**
- **Temperature:** 311°F
- Connects to standard 22mm high-pressure hose

Part No.	Description
2.639-919.0*	20m / 66 ft Hose Reel
2.639-931.0	Swivel Wall Mount Bracket
6.388-083.0	Kärcher HP Hose Plug-in System – Swivel Holder

*comes without high-pressure hose

Hose Reel



Hose is not
included

- **PSI: 3600**
- **Temperature:** 104°F
- Connects to standard 22mm high-pressure hose

Part No.	Description
9.103-055.0*	Hose Reel, Non-Pivoting, with Mounting Kit for HD Gas Series

*comes without high-pressure hose

Rapid Reel® Hose Reels & Mounting Kits



With stainless steel swivels.

- **PSI: 5000**
- **Temperature:** 325°F

Hose is not
included

Part No.	Description
Hose Reels	
9.558-013.0	RR 4413, 100' Non-Pivot
9.558-014.0	RR 4416, 200' Non-Pivot
9.558-016.0	RR 5513, 100' Pivoting
9.558-017.0	RR 5516, 200' Pivoting
Swivels	
9.558-056.0	RR 5004.006 3/8" High Pressure Swivel, 5000 PSI
9.558-071.0	Repair Kit for RR 5004.006
Mounting Kits	
9.558-060.0	RR 2001.003 Wall Mount, Pivoting & Non-Pivoting
9.558-059.0	RR 2001.100 Universal Mount, Pivoting & Non-Pivoting
9.558-067.0	RR 2001.090 Mounting Bracket, Kärcher Full Size, Pivoting & Non-Pivoting
9.558-064.0	RR 2001.027 Support Arm, Non-Pivot
9.558-065.0	RR 2001.037 Base, Non-Pivot

NOTE: All Rapid Reels come without high-pressure hose

Couplers, Fittings & Filters

Rotary Coupling



Swivel adapter; prevents hose kinking.

Part No.	Description
4.401-076.0	22mm Rotary Hose Connector

Hose Coupling



For connecting and extending 2 high-pressure hoses.

- Brass with rubber protector

Part No.	Description
4.403-002.0	Combines two 22mm HP Hoses

Nozzle Adapter



For connecting Kärcher nozzles to non-Kärcher wands.

Part No.	Description
9.369-012.0	18mm x 1/4" Female

*Purchase o-rings separately.

Quick Connect Nozzle for Kärcher Wands



Connect 1/4" QC nozzles to a Kärcher wand with this 18mm x 1/4" QC adapter. 4000 PSI / 175°F.



Part No.	Description
9.804-066.0	18mm x 1/4" Quick Coupler Coupler

Fine Mesh Water Filter



Protects pressure washer against impurities.



Part No.	Description
2.637-691.0	Mounted to Inlet, 140 µm, 3/4"
2.638-255.0	Mounts to Machine, 150 µm, 1" suitable for suction mode
4.730-102.0	Mounted to Inlet, 80 µm, 3/4" + 1"
2.638-270.0	Mounted to Inlet, 150 µm, 1"

Suction Filter



Allows siphoning from open water source.



Part No.	Description
4.730-012.0	w/ Non-Return Valve
4.730-019.0	w/o Non-Return Valve

Kärcher Power Nozzles



The Power Nozzle, developed and patented by Kärcher, offers a performance that is distinctly better than that of conventional nozzles:

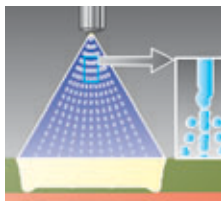
- The concentrated spray jet of large coherent droplets is sharp-contoured and increases impact pressure by up to 40%. This produces a considerable improvement in cleaning efficiency.
- Assuming the same degree of soiling, the Power Nozzle cleans at a much faster rate and, an environmentally friendly benefit, uses less water and cleaning agent.
- The Power Nozzle's spray jet cleans with the same high-impact pressure over its whole working width. This provides substantially more cleaning power for a given amount of energy.

0° - Pencil jet - for cutting through thick encrustations

15° - High performance - for more dirt cutting power

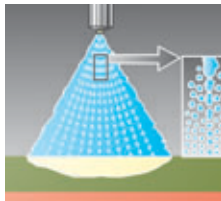
25° - High performance - for normal washing applications

40° - Wider spray pattern - for washing sensitive surfaces



Kärcher Power Nozzle

Water droplet size is controlled across the entire face of the spray pattern. This means cleaning on the outside edge of the spray is just as efficient as the middle resulting in a 40% performance advantage. A Kärcher 2,000 PSI pressure washer will outperform a competitor's 2500 PSI machine and will require less water and energy to do so. In addition, higher quality and more durable alloys provide 3 to 10 times longer life than lower quality conventional nozzles.



Conventional Nozzles

Water droplets start breaking up into an unorganized pattern, with little or no cleaning ability anywhere near the outside edge. In order to accomplish cleaning efficiency, the wand must be held closer to the work surface resulting in increased time, water and power consumption.

Nozzle Size	0°	15°	25°	25° Quantity: 10	40°
034	—	—	2.883-803.0	—	—
036	—	—	2.883-821.0	—	—
038	—	—	2.883-805.0	—	—
040	5.765-030.0	2.883-388.0	2.883-397.0	—	6.415-338.0
043	—	—	2.883-829.0	—	—
045	5.765-031.0	2.883-389.0	2.883-398.0	2.883-419.0	6.415-280.0
050	5.765-032.0	—	2.883-399.0	—	6.415-163.0
052	—	—	2.883-400.0	2.883-421.0	—
055	5.765-033.0	2.883-390.0	2.883-401.0	2.883-422.0	6.415-312.0
060	5.765-034.0	2.883-391.0	2.883-402.0	2.883-423.0	6.415-301.0
065	5.765-035.0	—	2.883-403.0	—	—
070	5.765-036.0	2.883-392.0	2.883-404.0	2.883-425.0	6.415-288.0
075	5.765-037.0	2.883-393.0	2.883-405.0	2.883-426.0	6.415-422.0
080	5.765-038.0	2.883-394.0	2.883-406.0	2.883-427.0	6.415-153.0
090	—	2.883-395.0	2.883-407.0	—	6.415-157.0
100	—	2.883-396.0	2.883-408.0	—	—
110	—	—	2.883-785.0	—	—
150	—	—	—	—	6.415-173.0

Nozzle Retainer



- For mounting power nozzle to 18mm wand tip

Part No.	Description
5.401-210.0	Nozzle Connector - 18mm Connection

Gun Adapter



- 18mm direct-to-gun adapter

Part No.	Description
4.402-022.0	18mm x 22mm gun adapter

Dual Nozzle Holder



Mount two nozzles and change from solid pencil jet to fan jet with flick of the wrist. Changeover to chemical intake in low-pressure mode without nozzle insert. (order Power Nozzle separately).



- Changes with flick of wrist
- Brass

Part No.	Description
4.764-012.0	Dual Nozzle Holder

Spacer



Ensures safe clearance from sensitive surfaces. Mounts directly to wand.



- Includes nozzle connector

Part No.	Description
5.394-294.0	Spacer w/ Nozzle Connector - Fits 18mm Wand Connections

Dirt Blaster Rotary Nozzles

Kärcher rotating Dirt Blaster combines the high power of a solid 0° pencil jet with the large coverage area of a fan jet. By rotating at approximately 4,000 RPM, the Dirt Blaster can deliver 10 times the impact pressure of conventional fan jet nozzles for even and effective cleaning. Made with a ceramic nozzle and bearing ring and very few moving parts, Kärcher's Dirt Blaster is the industry hallmark. Comes in compact size, full size, or with instant changeover to chemical or high pressure fan.



Compact Size



without changeover
PSI: 2600
new generation: max temp 140°
(screw-connect 18mm)

Part No.	Size
4.767-041.0	030
4.767-022.0	035
4.767-023.0	040
4.767-024.0	050

Full Size



without changeover
PSI: 4300
new generation: max temp 180°
(screw-connect 18mm)

Part No.	Size
4.763-931.0	035
4.763-252.0	040
4.763-988.0	045
4.763-253.0	050
4.763-250.0	055/060
4.763-989.0	065
4.763-254.0	070/080
4.763-930.0	100

Changeover Series

- High Pressure



changeover to high-pressure fan jet
PSI: 4300
new generation: max temp 180°
(screw-connect 18mm)

Part No.	Size
4.763-956.0	040
4.763-957.0	050
4.763-955.0	055/060
4.763-958.0	070/080

- Chemical Nozzle



changeover to low-pressure chemical nozzle
PSI: 4300
new generation: max temp 180°
(screw-connect 18mm)

Part No.	Size
4.763-950.0	040
4.763-951.0	050
4.763-949.0	055/060
4.763-952.0	070/080

Quick Connect Nozzle



without changeover,
PSI: 2400

Part No.	Size
9.123-001.0	032

Quick Connect



convert from screw-connect to Quick Connect 18mm
PSI: 2600
(requires O-ring 9.177-003.0)

Part No.	Size
9.154-023.0	035

Dirt Blaster Filter



Part No.	Description
4.730-032.0	Dirt Blaster Filter



Dirt Blaster Nozzle Repair Kits



Part No.	Description
2.883-473.0	4.763-250/-251
2.883-471.0	4.763-252.0
2.883-472.0	4.763-253/-257
2.883-474.0	4.763-254/-258

Part No.	Description
2.884-051.0	4.763-930.0
2.884-052.0	4.763-931.0
2.883-810.0	4.763-949/-955
2.883-811.0	4.763-950/-956

Part No.	Description
2.883-812.0	4.763-951/-957
2.883-813.0	4.763-952/-958
2.884-113.0	4.763-988.0
2.884-114.0	4.763-989.0

Triple Nozzle - Touchless Changeover



Fast and convenient jet changeover by flicking the nozzle; choose between high-pressure pencil jet, high-pressure fan jet and low-pressure fan jet. On machines with an injector, the low-pressure fan jet is used for picking up and applying detergent.



- 4350 psi max pressure
- 185°F max temperature

- Connects to 18mm wands
- Greater impact pressure and optimized jet geometry

Part No.	Size
4.767-001.0	034
4.767-016.0	037
4.767-002.0	045

Part No.	Size
4.767-065.0	050
4.767-066.0	055
4.767-067.0	060

Part No.	Size
4.767-068.0	080
4.767-069.0	120

Triple Nozzle



Fast and convenient jet changeover; choose between high-pressure pencil jet, high-pressure fan jet and low-pressure fan jet. On machines with an injector, the low-pressure fan jet is used for picking up and applying detergent.



- Connects to 18mm wands

Part No.	Size
4.763-929.0	028
4.763-269.0	034

Part No.	Size
4.763-133.0	038
4.763-212.0	040

Part No.	Size
4.763-985.0	045

Vario Nozzle 0°- 90°



High-pressure jet infinitely variable between 0° and 90° so it can be exactly matched to all types of soiling and surfaces.



- Connects to 18mm wands

Part No.	Size
4.763-039.0	050
4.763-058.0	055

Part No.	Size
4.763-038.0	060
4.763-035.0	070

Part No.	Size
4.763-036.0	080

Steam Nozzle



For steam on surfaces sensitive to pressure – 50° fan jet for cleaning and thawing operation in steam mode.



- One-piece brass
- 1450 psi

Part No.	Description
4.766-023.0	Flat Steam Nozzle, 1.5mm
4.766-024.0	Flat Steam Nozzle, 2.0mm
Rubber Nozzle Protector (Protect surfaces from damage)	
5.394-059.0	For Steam Nozzles above

O-ring Kits



For use on Kärcher guns, wands, nozzles and more.



Part No.	Description
2.880-154.0	O-rings package of 3
2.880-296.0	O-rings package of 5
2.880-208.0	O-rings package of 20
2.880-168.0	O-rings package of 100
2.880-292.0	O-rings for Swivel Connections (5-pack: 2 swivel, 3 std)

Kärcher Axial Pumps



Kärcher Axial Pump/Motor Unit

Kärcher Axial Pump Repair Kits — Kärcher's commercial-duty 3-piston axial pumps are simple, efficient, and very reliable and have fewer moving parts compared to crank-case and piston type pumps.

These proprietary pumps are engineered for long life with features like brass cylinder heads, ceramic pistons, and stainless steel valves. Kärcher's combined pump/motor units run cooler due to their unique water cooled design. And they use less power thanks to a unique drive center and wobble plate design.

Kärcher's newest pumps feature a soft-dampening system to reduce pulsations in the high pressure system, increasing the service life of high pressure components. A new power protection system protects new pump/motor units against irregularities in the electric supply.

Kärcher Axial Pump Repair Kit



Part No.	Description
2.883-459.0	Kit - HDS 500 Ci /HD 650 / HD 651 / HD 655H
2.883-172.0	Kit - HDS 600 Ci
2.883-855.0	Kit - HDS 900 Ci
2.883-913.0	Kit - HDS 745

Part No.	Description
2.883-322.0	Kit - HDS 945 / HDS 1000 / HDS 1055
2.883-285.0	Kit - HDS 1000 BE / HD 1090
2.883-302.0	Kit - HDS 1195 / HDS 2245 NG/LP / HDS 3005 NG/LP
2.883-827.0	Kit - HD 525 S

HDS Coils



Kärcher's proprietary heating coil is unequalled in the industry for its high heating performance, compact design, and super-efficiency. Double-wall construction—with air passing between the two walls—provides insulation as well as oxygen for the combustion process. The boiler and heating coil provide even heat distribution with very little condensation or corrosion and 92%+ fuel efficiency to conform to the strictest air quality standards.

Combined with other Kärcher advances, our heating coil helps make Kärcher the responsible choice with the lowest cost of operation in the industry.



- Lowest cost of operation in the industry
- Upright, double wall construction
- Top-fired downward flame
- Cool exhaust temperatures and low emissions
- Excellent heating performance in a compact design
- Extruded coil with no seams

Part No.	Description
4.680-080.0	Coil - HDS 1000 BE & DE
4.680-097.0	Coil - HDS 745 / HDS 945
4.680-098.0	Coil - HDS 1000
4.680-122.0	Coil - HDS 801 B / HDS 500 Ci, 600 Ci, 900 Ci
4.680-123.0	Coil - HDS 1055
4.680-124.0	Coil - HDS 1195

Flue Gas Adapter



For flue vent connection.



Part No.	Description
4.656-058.0	Flue Gas Adapter, 4-7/8" oval x 5.9" outlet
4.656-062.0	Flue Gas Adapter, 6-1/4" oval x 7.87" outlet
4.656-066.0	Flue Gas Adapter, 4-7/8" oval x 7.87" outlet

Reed Switch



Used for low-water protection.

Part No.	Description
2.883-384.0	Reed Switch - HDS 600 Ci
2.880-194.0	Reed Switch - HDS 745 / HDS 1195 / HDS 801 B / HDS 1000 BE
2.883-338.0	Reed Switch - HDS Classic Full Size

Magnetic Pistons



Used for low-water protection.



Part No.	Description
4.553-022.0	Magnetic Pistons
4.553-213.0	Brass Pistons

Pump Installation Tools



Part No.	Description
2.901-036.0	12mm - HDS 801B / HD 525S
2.901-031.0	16mm - HDS 500Ci, 600Ci / HD 655H
2.901-033.0	18mm - HDS 900Ci
2.901-037.0	20mm - HD 1090
2.901-015.0	20mm - HDS 801E, 945, 1000,1055,1090
2.901-018.0	22mm - HDS 1195

Valve Seat Installation Tool



To press in valve seat (5.581-143) on HDS 745, 945, 1000, 1055, 1195.



Part No.	Description
5.901-126.0	Valve Seat Installation Tool - HDS Classic Full Size

Valve Seat Removal Tool



For expelling valve seat (5.581-143) on HDS 745, 945, 1000, 1055, 1195.



Part No.	Description
5.901-125.0	Valve Seat Removal Tool - HDS Classic Full Size

Valve Seat Wrench



Tool for releasing / tightening valve seat. Used on HDS 600 Ci and 900 Ci models.



Part No.	Description
5.901-116.0	Valve Seat Wrench

Valve Pliers



For pulling check valves on all classic HD and HDS machines.



Part No.	Description
4.901-062.0	General Purpose Valve Pliers
6.815-029.0	Valve Seat Pullers - For use on deep valves

O-ring Installation Tool



HDS classic full size.



Part No.	Description
5.901-090.0	O-ring installation Tool for Classic, HD, HDS compact
5.901-127.0	O-ring Installation Tool

Fan Installation Tool



For fan installation and removal.



Part No.	Description
6.815-019.0	Fan Puller
5.901-138.0	Fan Installation Tool

Karcher Pump Oil



Formulated to exceed factory specifications for Karcher high pressure pumps.

Part No.	Description
6.288-050.0	Pump Oil - Single Phase - HD / HDS Classic
6.288-016.0	Pump Oil - Three Phase - HD / HDS Classic

Assembly Grease



6.288-072.0



6.288-088.0

Part No.	Description
6.288-088.0	Silicone Grease - 5 grams
6.288-079.0	Silicone Grease - 100 grams
6.288-072.0	for Spare Parts / Pumping Kits - 5 grams
6.288-044.0	for Spare Parts / Pumping Kits - 100 grams

Splash Diffuser



For eliminating wand splashback while testing machines. Fits standard 18mm Karcher wand tip.



Part No.	Description
4.901-077.0	Splash Diffuser

Heating Coil Milling Tool



Milling tool for cutting the 60° bevel at heater coil connections/machine exit for all HDS machines.



Part No.	Description
4.901-066.0	Heating Coil Milling Tool

Test Gauges



For use all HD and HDS machines.



Part No.	Description
4.901-060.0	Fuel Pressure Gauge
3.900-003.0	Water Temperature Gauge
4.742-025.0	Water Pressure Test Gauge
2.901-030.0	Water Temperature and Volume Gauge
4.580-034.0	Pressure Shut-off Valve

Crane Lifting Kit



Effortless handling by crane.



Part No.	Description
2.638-900.0	Crane Lifting Kit - HDS Classic Middle & Super Class

Hour Meter



Meters hours of operation.

Part No.	Description
6.681-035.0	Hour Meter - 24V / 50mm
6.681-012.0	Hour Meter - 24V / 22mm

Kärcher Detergents

PRESSURE WASHER DETERGENTS

Kärcher RM 22 PLUS Premium Vehicle Wash



Specifically formulated to remove road film and grime from painted surfaces using a hot or cold water pressure washer. Detergent + pressure = clean surfaces with little or no brushing required.

Part No.	Description	Volume
9.803-702.0	RM 22 PLUS Premium Vehicle Wash	10 L
9.803-703.0	RM 22 PLUS Premium Vehicle Wash	20 L
9.803-704.0	RM 22 PLUS Premium Vehicle Wash	205 L

Kärcher RM 55 PLUS Universal Cleaner



Low Ph detergent removes dirt, grime and light grease from farm equipment, industrial machinery and a variety of other metal and nonmetal surfaces. Use for general purpose soaking, mopping, pressure washing or with automatic floor scrubbers.

Part No.	Description	Volume
9.803-705.0	RM 55 PLUS Universal Cleaner	10 L
9.803-706.0	RM 55 PLUS Universal Cleaner	20 L
9.803-707.0	RM 55 PLUS Universal Cleaner	205 L

Kärcher RM 31 PLUS Heavy Duty Degreaser



Highly concentrated industrial degreaser for use with hot or cold water pressure washers, automatic floor scrubbers, manual mopping and soaking operations. Ideal for removing grease and oil from machinery, tools and equipment and film and grime from painted surfaces.

Part No.	Description	Volume
9.803-708.0	RM 31 PLUS Heavy Duty Degreaser	10 L
9.803-709.0	RM 31 PLUS Heavy Duty Degreaser	20 L
9.803-710.0	RM 31 PLUS Heavy Duty Degreaser	205 L

INHIBITOR

RM 110 Scale Inhibitor



Effectively prevents the build-up of scale in HDS model burner coils. Liquid compound contains heat-resistant organic and inorganic salts. Simply fill reservoir (most models) with RM 110 and chemical will be dispensed automatically to maintain the burner system.

Part No.	Description	Volume
9.803-711.0	RM 110 Scale Inhibitor - Ready to Use	12 1-quart bottles
9.556-011.0	RM 110 Scale Inhibitor - Ready to Use	5 gallons
9.556-010.0	RM 110 Scale Inhibitor - 5.5 gallon mix kit- makes 55 gallons	5.5 gallons



PRESSURE WASHER ACCESSORIES

Whisper Wash Flat Surface Cleaners

- Saves labor, fuel & water
- Eliminates overspray and zebra striping
- Use with conventional pressure washers
- Use with cold or hot water
- Balanced spray bar
- Quick connection
- 2,000 to 4,000 PSI
- 2500 RPM

Applications:

- Service Stations
- Pool & Patio Decks
- Warehouse Floors
- Loading Docks
- Parking Lots
- Public Facilities
- Restaurants
- Gondolas
- Stadiums
- Marina Docks
- Driveways
- Sidewalks
- School Yards
- And lots more!!

The "Big Guy"

- Powder coated aluminum housing
- Oversized, self-lubricating twin thrust bearings
- Choice of 2 or 4 nozzles
- 10" pneumatic tires, 4" caster
- Crafted with durable stainless steel & aircraft aluminum
- 212°F
- 4-10 GPM
- Dimensions: 28" x 44" x 12"
- Weight 48 lbs



Part No.	Description
343606	Whisper Wash Big Guy 2 Nozzles
343607	Whisper Wash Big Guy 4 Nozzles

Ground Force

- Flip and fold handle
- Choice of 2 or 4 nozzles
- Rebuildable swivel
- 212°F
- 4-10 GPM
- Dimensions: 24" x 60" x 9"
- Weight 29 lbs



Part No.	Description
343608	Ground Force

The Classic

- Portable breakaway handle
- ABS Housing
- 2" nylon brush
- 212°F
- 4-10 GPM
- Dimensions: 77" x 19" x 12"
- Weight 28 lbs



Part No.	Description
343605	Whisper Wash Classic

Whisper Wash Flat Surface Cleaners - continued

The Ultra Clean WW

- ABS Housing
- Four 3" casters
- Powder coated handle
- 185°F
- 3-6 GPM
- 2500 RPM
- Dimensions: 19" x 43" x 9"
- Weight 23 lbs



Part No.	Description
343604	Whisper Wash Ultra Clean WW

The Ultra Clean HC

- ABS Housing
- 2" nylon brush
- Powder coated handle
- 185°F
- 3-6 GPM
- Dimensions: 16" x 43" x 9"
- Weight 19 lbs



Part No.	Description
343603	Whisper Wash Ultra Clean HC

Repair Kits

092105	Seal Kit; Classic, Big Guy & Ground Force
092108	Seal Kit; Ultra Clean
092109	Swivel Kit; Ultra Clean
092110	Swivel Kit; Classic, Big Guy & Ground Force
251119	2.5 x 25° 1/4" nozzle fits All Models

Squeegee

- 18" Twin Foam Rubber blades



Part No.	Description
190774	18" Wide Squeegee with 56" Handle
4-011300	Replacement Squeegee only - 18"

Water Broom 16"



- 4000 PSI
- Fits 1/4" wand*
- Requires (4) 1/4" nozzles*

Part No.	Description
343615	Water Broom 16"

*Wand and Nozzles sold separately

Water-Sweeper



Excellent for sidewalk or concrete floor cleaning. Controls spray deflection.

- Rolls on four wheels
- Plastic cover with brush spray breaker
- Uses four Brass 1.5 x 80° V-jet nozzles (254620, below)
- Rated for 1,500 psi w/ Brass nozzles
- Rated for 2,500 psi w/ SS nozzles (non-hardened)

Part No.	Description
343602	ST-95 Water Sweeper
254620*	Nozzle 1/8" #1.5 x 80° (SS)

*Longer lasting replacement nozzle

Mosmatic Turbo Surface Cleaner & Duct Cleaner



Delivers high-pressure performance with low maintenance for any hot or cold pressure washer. Completely stainless steel design makes this the toughest surface cleaner available in the pressure cleaning market.




- 4000 psi
- 250°F
- 6.5lbs

Swiss engineered with high RPM Swivel features reinforced self-lubricated stainless steel ball bearings and dual spring based carbide seal bushings for long-lasting operation under tuff conditions.

Ideal for Pressure Washer Contractor to clean Walls, Ceilings, Public Facilities, Tile Floors and other hard to reach areas.

Duct Cleaner

Designed as an accessory for use with high pressure pumps or pressure washers. Cleans Ducts, Chutes, Vents, Restaurant Exhausts, Tanks, etc.



- 4000 psi
- 250°F
- 2lbs
- Inlet Ports: 3/8" NPTF

Self rotating and feeding stainless steel triple bearing system for constant easy turning. Nozzle holders are 1/8" NPTF. Nozzles are sold separate.

Part No.	Description	PSI
411171	Turbo Cleaner	4000
411156	Duct Cleaner TXR-2s, Adjustable	4000
411155	Duct Cleaner TXR-2s, Fixed	4000

Thunderdome Flat Surface Cleaner

A "Must Have" tool for every serious mobile cleaner, cleans areas other big expensive surface cleaners can't reach.



- Premium Quality Mosmatic Swivel
- Steel 1/4" Q.C. Inlet-Quick Connect to Guns, Wands Injectors, High Pressure Filters or other accessories
- Height 7.5" - OD 14.5"
- Light Weight - 3.2 lbs
- Two Standard 1/8" 3.0 x 40° replacement nozzles
- 2.5 GPM @ 1000 psi
- 4.0 GPM @ 2500 psi
- 4.4 GPM @ 3000 psi

Part No.	Description
343610	Thunderdome Base Unit
092175	Repair Kit

NOTE: Gun-hose-wand not included

Fiberglass "Super Handles"



- Tough - durable - lightweight
- No cracking - splintering
- No kinks - dents
- Safer around electrical hazards
- Easy-Twist cam lock extension
- Super heavy-duty aluminum alloy threads
- Standard 3/4" Acme thread fits: Brooms, brushes, utility tools
- Optional reduction adapter for 3/4" to Acme standard

Part No.	Description	Part No.	Description
Super Handles		Super-Extension Handles	
306864	48" Length (4 ft)	306868	4 ft to 8 ft Ext
306865	60" Length (5 ft)	306869	6 ft to 12 ft Ext
306866	72" Length (6 ft)	306870	8 ft to 16 ft Ext
		075271	Threaded Adapter

Brushes



Rotating Brush - Natural Bristle (soft) used for painted surfaces. Nylon Bristle (stiff) used for removing scum and grime on fiberglass boats, etc.



- Internal nozzle = size 20
- 8 GPM
- Fits 1/4" MPT wands

Part No.	Description	Part No.	Description
Brush Unit Complete		Replacement Brushes	
306925	Natural	306927	Natural
306935	Nylon	306937	Nylon

Truck Wash Brush



- Flag-tipped
- Firm bristle
- Poly block "Flow-Thru" head
- ACME thread for Super Handles, Flow-Thru lances or broom handles
- Trailer Brushes - (2-1/2" Bristle w/Bumper)

Part No.	Description	Part No.	Description
306800	2-1/2" x 10"	306824	2-1/2" x 24"
306818	2-1/2" x 18"	306860	60" Flow Thru Lance*

*with Acme Thread & Garden Hose Attachment

PRESSURE WASHER ACCESSORIES

Brushes - continued



Deck Scrub Brush – Over / Under - Unique Heavy-duty Scrub Brush with Multi-Level/Angle.



- Trimmed for cleaning hard-to-reach areas
- 10" molded polypropylene foam block does not warp or absorb water
- Stiff polypropylene bristle for aggressive cleaning
- Excellent chemical resistance
- Use with threaded handle
- Not a Flow Thru

Part No.	Description
306812	Deck Scrub Brush

Tractor Brush - Soft for gentle cleaning of fine finishes.



Part No.	Description
306802	Flag Tip Window 10"
306810	"Extra-Soft" 10" w/ Bumper

Siphon Pumps

Siphon liquids from higher to lower levels. Simply pump the bellows a few times to prime and start flow. Loosen air lock to stop.



- Drum pump fits 15, 30 & 55 gallon drums
- Fits 2" bung opening
- Excellent for: Alkaline & acidic chemicals, diesel fuel, & oils
- Not for use with solvents!

Part No.	Description
118431	Super Duty "PE/PVC" 7 GPM
118429	Red Hex Head (Heavy-duty)
118423	Red Head (Standard duty)
118420	Pail Pump (5 Gallon)

Drum / Tank Pump - Crank Type

Chemical-resistant, lightweight pump, ideal for dispensing chemicals, pesticides and oils. **Polypropylene** for most alkalies, dilute acids, pesticides, and most oils & solvents. **Ryton** for extremely aggressive acids, aromatic and aliphatic hydrocarbons.



SPECIFICATION:

- 11 oz per revolution
- 6 GPM @ 70 RPM
- Viton seals
- Polypropylene gasket
- 2" bung adapter
- Outlet 3/4" barb 2 piece
- 47" suction tube
- Weight 2.6 lbs

Part No.	Description
118435	Polypropylene Pump (Standard)
118438	Ryton Pump (Deluxe)
076975	Replacement Handles

Drum Tool Accessories

The Indispensable Tools.



449339

118400



118404



249939



118407

Part No.	Description
449339	Drum Plug Wrench
118400	Lid-Off
118404	Funnel, 7" x 10"
118407	3/4" Faucet
118408	2" Faucet

Load Cincher Tie Downs

249938	7/8" x 5-1/2' (Non-Ratchet) "Quick Lock"
249939	1" x 15' (Ratchet) "Tight Lock"

Rain Suit - 2 Piece



- Heavy-duty 2-ply laminated vinyl (25 mil)
- Jacket & pants
- Bright safety yellow
- Vented for air flow

Part No.	Description
116100	Large
116101	Extra Large

Safety Glasses



- Impact resistant polycarbonate
- Meets ANSI Z87.1-1989

Part No.	Description
116156	Safety Glasses

ST-35 Pit Boss Sludge Sucker **SUTTNER**

Sludge Sucker uses a high pressure water stream (1000-3000 PSI) to suck the sludge off the bottom of pits or tanks and eject it through a 1-1/2" (15' long) hose to a disposal tank.



The base unit attaches to the end of a pressure washer lance with a quick coupler for extension to the bottom of the pit. Comes standard with a #5.5 x 0° tip for suction/power ejection.

- Uses standard 1/4" MPT nozzle
- Easy to change for different plumbing system flows and pressures

Part No.	Description
376137	ST-35 Pit Boss, 5.5 Nozzle/ 15' Hose
376126	(Base unit only)

Foot Controlled Pressure Valve



Operators of sewer and tube cleaning equipment need both hands free to feed or retract the hose in the sewer line. Foot operated valve allows hands-free control.



- Inlet 3/8" - outlet 1/4"
- Brass body – Stainless steel valve
- Steel cover for safety
- Up to 12 GPM max flow
- Up to 5000 psi max pressure

Part No.	Description	PSI
344200	Sewer Cleaner Foot Valve	3000
342024*	Foot Valve w/ ST-2305	5000
089006	Repair Kit - Foot valve	
089850	Repair Kit ST-2305	

*Heavy gauge steel construction for durability and stability



- Complete kit; includes 25' hose, 4.5 nozzle and foot valve
- Ready to go!

Part No.	Description	PSI
4-0193	Foot Controlled Pressure Valve Kit	3000

Sewer Hose



SUPER FLEXIBLE SEWER LINE HOSE Hose and couplings have small outside diameter, allowing hose and nozzles to fit through sewer line. Sewer line has Super Tough poly-ether cover over ultra-flexible nylon tube. (1/8" sewer nozzle and hose will operate through many 1-1/2" lines.) (Nozzles not included.)



- 150°F max temperature
- Nylon tube, poly-ether cover

Part No.	Description
1/8" hose – 3000 psi working pressure	
150960	1/8" x 25' Hose (1/4" Inlet/1/8" Outlet)
150963	1/8" x 50' Hose (1/4" Inlet/1/8" Outlet)
150964	1/8" x 100' Hose (1/4" Inlet/1/8" Outlet)
1/4" Hose – 2500 psi working pressure	
150968	1/4" x 50' Hose (1/4" Inlet/1/4" Outlet)
150970	1/4" x 100' Hose (1/4" Inlet/1/4" Outlet)
1/4" Hose – 4200 psi working pressure	
150972	1/4" x 50' Hose (1/4" Inlet/1/4" Outlet)
150973	1/4" x 100' Hose (1/4" Inlet/1/4" Outlet)

Tube Cleaning Nozzles



The reverse jets on the fixed and rotary nozzles pull the hose through the tube or sewer line and blast debris from line or tube walls. Fixed nozzles also have forward orifice to blast blockage out of the way.



- Standard sewer nozzle
- Blast forward and back
- Clears clogs and flushes out lines
- 4200 psi max pressure



- Rotating sewer nozzle
- Adds extra agitation
- 3000 psi
- **Back Jet Only**

Part No.	Nozzle	Size
373024	1/8" (back jet only)	5.5
373023	1/8"	5.5
373027	1/4"	4.5
373025	1/4"	5.5
373026	1/4"	6.0
373029	1/4"	7.5
373028	1/4"	8.0
373032	1/4"	12
373038	3/8"	4.0
373037	3/8"	5.5
373039	3/8"	8.5
373036	3/8"	12
373035	3/8"	14

Rotating Nozzle		
373062	1/8"	5.5
373061	1/4"	5.5
373064	1/4"	8.0

Duct Cleaner*		
373040	1/4"	5.5

*Duct Cleaner jet to sides instead of reverse

Stainless Steel Sewer Nozzles



- 4100 psi max pressure
- Corrosion Resistant Stainless steel
- One Forward Orifice
- Three Rear Orifices

Part No.	Nozzle	Size
373075	1/8" FPT	5.0
373076	1/8" FPT	5.5
373077	1/8" FPT	6.0
373078	1/4" FPT	6.5
373079	1/4" FPT	7.0
373080	1/4" FPT	9.5

Air Power Sprayers



- Pump-up style
- Heavy-duty plastic sprayers for chemical applications
- Both models have Adj. Nozzle – from mist to solid stream
- 2 gallon unit has 2' hose and hand trigger
- Excellent chemical resistance
- Locking hand pump handle serves as carrying handle

Part No.	Description
118842	Thumb Button 3 Pint
118835	2 Gallon Sprayer

PRESSURE WASHER ACCESSORIES

Proportioners

Designed to blend liquid chemical concentrates with water (flowing at normal city water pressure) to create an accurate mix of diluted chemicals. Complete with metering orifice set and/or metering adjustment valve.



Model	Description	Capacity
MAX BLEND RATE = Oz Chem Per Gal Water		
MODEL No.	1 CPS	75 CPS 220 CPS
162	24	14 6
163H*	64	30 14

*High concentration chemical blender

1 CPS = Viscosity of Water
75 CPS = Viscosity of SAE 10 oil
220 CPS = Viscosity of SAE 30 oil

Part No.	Description
360393	#162 Drum Mount with Proportioner
360392	#163H High Concentrate Proportioner Low Side
074903	Polypropylene Foot Valve

Foam Cannon

The Ideal Foam Generator Application Accessory meters the foaming chemical for customized foam type and applies the foam to match the application.



- Stainless Steel 1.5mm orifice (#5.5 nozzle equivalent)
- Brass meter valve
- 3000 psi max pressure
- High impact glass-filled body
- 4.8 GPM max flow
- SS Foam Turbulator
- 176°F max temperature
- 1/4" FPT lance connect

Part No.	Description
344030	Foam Cannon/ Injector
344032	Foam Cannon/ Injector/Bottle

Compact Foamer



Generates a high density clinging foam for extended dwell time to increase chemical action



- Stainless steel, aluminum and brass
- 5" long, 1" diameter
- 4 and 6.5 nozzle included
- 1 to 5 GPM max flow
- 195°F max temperature
- 2500 psi max pressure

Part No.	Description
344022V	1/8" F Inlet
344023V	1/4" F Inlet

NOTE: Most cleaning chemicals perform best when applied at 120° - 150°F and can be applied as a foam by adding a foaming agent. See your chemical supplier to obtain the correct product.

Downstream Chem Injectors



Fixed Down Stream Injectors



3-1201, 3-1202, 3-12021



Complete assembly w/hose and filter

- Down stream, non-adjustable
- Some with built in coupler and nipple

Part No.	GPM	PSI	Description
3-1201	1.0-2.0	3500	Non-Adjustable, 190°, Injector only
3-1202	2.0-3.0	3500	Non-Adjustable, 190°, Injector only
3-12021	3.0-4.0	3500	Non-Adjustable, 190°, Injector only
4-0111831	1.0-2.0	3500	Complete Assy w/ Hose, Filter
4-011183	2.0-3.0	3500	Complete Assy w/ Hose, Filter
4-011184	3.0-4.0	3500	Complete Assy w/ Hose, Filter
1-100592			Repair Kit

Adjustable Down Stream Injectors



3-12031

- Down stream, adjustable
- With built in coupler and nipple

Part No.	GPM	PSI	Description
3-1203	5.0-8.0	3500	Chem, Adj, 190°
3-12031	3.0-5.0	3500	Chem, Adj, 190°
3-12032	2.0-3.0	3500	Chem, Adj, 190°
1-100593			Repair Kit

Test Gauges



4-0600



4-0601

- Quick couples to discharge
- Glycerin filled gauges

Part No.	Description
4-0600	Pressure Gauge Assy, 0-5000 psi
4-0601	Pressure/ Temp Gauge 0-5000 psi, 0-500°F
4-0602	Fuel, Pressure 0-300 psi
4-0605	Pressure Gauge Assy, 7500 psi
4-0606	Pressure/ Temp Gauge Assy, 7500 psi

Giant Gun - 5000 PSI



Heavy-duty gun for industrial applications. Fatigue free easy pull trigger.

- 21290-C Gun
- 3/8" FPT inlet x 1/4" FPT outlet

Part No.	Description	GPM	Temp
352250	21290-C Gun	10	300°F
G021227	Repair Kit		

General Gun - 5000 PSI



General Pump shutoff guns offer dependable service and quality you've come to expect.

- 3/8" FPT inlet x 1/4" FPT outlet

Part No.	Description	GPM	Temp
4-01211	YG5000	10	320°F
1-YKITG4001	Repair Kit		

Suttner Guns - 4000 PSI



Heavy-duty handle built to handle the pressure of rough daily use.

- 3/8" FPT inlet x 1/4" FPT outlet

Part No.	Description	GPM	Temp
4-01203	ST 2000 Gun	12	300°F
84-202000044	Repair Kit		

Suttner's most popular shutoff gun.



- 3/8" FPT inlet x 1/4" FPT outlet

Part No.	Description	GPM	Temp
4-01205	ST 1500 Gun	12	300°F
84-202000044	Repair Kit		

RB65 Wash Gun



Low pressure spray gun with straight jet and adjustable cone from the trigger with adjustable screws to alter cone angle wideness from 0° to 60°.

- 3/8" FPT inlet

Part No.	Description	GPM	Temp
353264	PA RB65 no swivel	16	195°F
353265	PA RB65 w/ swivel	16	195°F

5650 PSI Gun & Wand



High pressure, heat protection and a 47" stainless steel wand are featured.



Part No.	Description	Length	GPM	Temp
4-01219A	Gun & Wand w/ Coupler	47"	8	320°F

Variable Pressure Wand



1/8" zinc plated tubes with coupler and soap nozzle.



- Stainless seat and stem
- Insulated handle

Part No.	Description	Length	PSI	Temp
4-011142A	w/ Coupler/Soap Nozzle	36"	3000	284°F
1-VPKIT	Repair Kit			

Variable Pressure Wands

The Stainless Steel Variable pressure wand simply out classes the competition. 41" length to meet ETL Standards plus 1/4" stainless steel tubes provide superior look and durability.



- **PSI: 4000**
- **Temperature:** 300°F
- 4-011143A with coupler shown
- Fully insulated
- 1/4" stainless or zinc plated tubes
- New improved brass valve body and Stainless Steel valve bushing

Part No.	Description	Length
4-0111341A	Variable Pressure, Zinc Plated	36"
4-011143A	Stainless Steel w/ Coupler	41"
83-SSVPKIT	Repair Kit	

Cold Water Wands



Part No.	Description	Length	PSI	Temp
4-0110322	Straight thru Side Handle Grip	36"	4000	300°F
4-011137	Insulated Wand w/ Gun			
4-011106	Wand w/ Coupler			



- 4-0110410
- High visibility yellow protective cover (4-0110410 only)
- 304 Stainless steel 1/4" pipe

Part No.	Description	Length	PSI	Temp
4-0110410	Covered w/ Coupler	31"	4000	Cold
4-0110540	Pipe w/ Coupler	40"	4000	Cold
4-011061	Pipe w/ Coupler	72"	4000	Cold

Flex Wands



Hold its shape, even under pressure.

- **Temperature:** 190°F
- 90° flexibility

Part No.	Description
368117	Spray-Flex™ Flex Wand - 3000 psi
368116	Spray-Flex™ Flex Wand - 5000 psi



Flexes a full 180° and returns to original shape.

Part No.	Description
368118	18" Red, 1/4" MPT x 1/4" MPT, 2000 psi, 200°F
368121	21" Red, 1/4" MPT x 1/8" FPT, 2000 psi, 200°F
368124	24" Red, 1/4" MPT x 1/8" FPT, 2000 psi, 200°F

Telescoping Wands



Reach high places without scaffolding. High quality telescoping wand reaches up to 24'. 3 sizes to choose from. Lightweight and balanced under pressure.



Shoulder Strap and Belt

- **PSI:** 3000, Optional: 4000
- **Temperature:** 200°F
- Safe & convenient – cuts cleaning time by 50%
- Easily adjusted for desired lengths
- Lightweight & balanced under pressure
- 1/4" QC socket for easy nozzle changes
- 3/8" QC plug on trigger gun inlet
- Reinforced guns are bolted to wand
- Admiral AP 2000 Gun (353020) on 3000 psi models
- ST-601 Linear Gun (352201) on 4000 psi model

Part No.	Length	PSI
368090	6' – 12'	3000
368091	6' – 18'	3000
368092	8' – 24'	3000

Part No.	Length	PSI
368095	6' – 12'	4000
368096	6' – 18'	4000
368097	8' – 24'	4000

Part No.	Description
4-011015	Shoulder Strap & Belt

Side Handle



Easily adjusts to provide a safe, ergonomic addition to any straight wand.



- Easily attaches to metal wands
- Fits wands up to 1/4"

Part No.	Description
4-01207	Side Handle for Cold Water Wand

HOSE & HOSE REELS

3/8" High-Pressure 1-Wire 3000 PSI Blue Non-Marking Hose



High-Pressure non-marking hose is easy to identify and great for indoor/outdoor floors. Will not mark or scuff. Tuff-Skin Class A oil resistant cover.

- 50% greater flexibility
- Seven times greater abrasion resistance
- **Temp:** 275°F

Part No.	Size	Part No.	Size
4-02033450B	50' x 3/8" ID	4-02033498B	100' x 3/8" ID

3/8" High-Pressure 2-Wire 4500 PSI Blue Non-Marking Hose



High-Pressure non-marking hose is easy to identify and great for indoor/outdoor floors. Will not mark or scuff. Tuff-Skin Class A oil resistant cover.

- 50% greater flexibility
- Seven times greater abrasion resistance
- **Temp:** 275°F

Part No.	Size	Part No.	Size
4-02043450B	50' x 3/8" ID	4-02043498B	100' x 3/8" ID

3/8" High-Pressure 2-Wire 4500 PSI Hose



High-Pressure hose has the same durable cover as the Tuff-Skin hose. A smaller OD allows for even greater flexibility.

- Wrapped impression, maximum oil resistant tube and cover
- 50% greater flexibility
- Seven times greater abrasion resistance
- **Temp:** 275°F

Part No.	Size	Part No.	Size
4-020725	25' x 3/8" ID	4-020775	75' x 3/8" ID
4-020750	50' x 3/8" ID	4-020799	100' x 3/8" ID

Tuff-Skin 2-Wire 5800 PSI Hose



- Wrapped impression, maximum oil resistant tube and cover with red hose guard
- Seven times greater abrasion resistance
- Built to SAE 100R2AT OD dimensions
- 3/8" MPT Swivel x 3/8" MPT Solid
- **Temp:** 275°F

Part No.	Size	Part No.	Size
4-020425	25' x 3/8" ID	4-0204150	150' x 3/8" ID
4-020450	50' x 3/8" ID	4-02063450	50' x 1/2" ID
4-020475	75' x 3/8" ID	4-02063499	100' x 1/2" ID
4-020499	100' x 3/8" ID	4-020434200	3/8" (bulk hose)*

* 400 feet per reel

Tuff-Skin 1-Wire 3000 PSI Hose



- Wrapped impression, maximum oil resistant tube and cover with black hose guard
- 20% greater flexibility
- Seven times greater abrasion resistance
- Built to SAE 100R1AT OD dimensions
- 3/8" MPT Swivel x 3/8" MPT Solid
- **Temp:** 275°F

Part No.	Size	Part No.	Size
4-020325	25' x 3/8" ID	4-0203150	150' x 3/8" ID
4-020350	50' x 3/8" ID	4-02053450	50' x 1/2" ID
4-020375	75' x 3/8" ID	4-02053498	100' x 1/2" ID
4-020399	100' x 3/8" ID	4-020334200	3/8" (bulk hose)*

* 500 feet per reel

3/8" Reduced Dimension 1-Wire 3000 PSI Hose



High-Pressure hose has the same durable cover as the Tuff-Skin hose. A smaller OD allows for even greater flexibility.

- Wrapped impression, maximum oil resistant tube and cover
- 50% greater flexibility
- Seven times greater abrasion resistance
- **Temp:** 275°F

Part No.	Size	Part No.	Size
4-020625	25' x 3/8" ID	4-020675	75' x 3/8" ID
4-020650	50' x 3/8" ID	4-020699	100' x 3/8" ID

Hobby Hose - 2250 PSI



Replacement hose for most hobby pressure Washer sold by mass retailers.

- Thermoplastic cover
- Fiber-braid reinforcement
- 9000 psi burst pressure
- 22mm x 1.5 fitting inlet
- 14mm seal cone fits Karcher, Generac & Excell
- 15mm seal cone fits Campbell, MI-T-M

Part No.	Seal Cone	Size
150245	14mm	25' x 1/4" ID
150246	15mm	25' x 1/4" ID
4-02010025M	22mm fitting on both ends	25' x 1/4" ID

E-Zee Reel

The E-Zee Reel is built tough, affordable and holds 100' of 3/8" ID hose. Convenient mounting kits have been designed to adapt this reel to most models.



- **PSI:** 4000
- **Temperature:** 225°F
- Solid center core
- E-Zee kits contain connection hoses, hardware and hose reel.

Part No.	Description
9.802-269.0	E-Zee Reel
421043	Replacement Swivel
9.801-024.0	E-Zee Reel Kit - For Liberty Series Skids, Hand Trucks & HDS Roll Cage Units
9.801-025.0	E-Zee Reel Kit - For Liberty Series Cold-Water Belt-Drive Units
9.801-026.0	E-Zee Reel Kit - For Liberty Cold-Water Direct-Drive Units
9.801-027.0	E-Zee Reel Kit - For Liberty Cold-Water Electric Direct-Drive Units

360° Pivot Reel

Features a sturdy, lockable 360° pivot design. Numerous mounting options. These patented pivot reels are always aligned with the hose for tangle-free pressure washing. Rated at 5000 psi and 325°F.



Hose is not included

Part No.	Description
4-02751030	360° Pivot Reel, 100' x 3/8", RR 5513
35-340	100' Pivot Reel Kit - For Liberty Series Skids, Hand-Trucks & HDS Roll Cage Units (contains connection hoses, hardware and hose reel)
4-02752030	360° Pivot Reel, 200' x 3/8", RR 5516
4-02751028	Reel Quick Swivel, 1/2" FPT x 3/8" FPT
4-02751036	Pivot Reel Wall Mount
4-02751046	Wall Stud Plate*
4-02751032	Universal Bracket mount**

* Wall stud plate is drilled for 16", 20" and 24" studs. Wall mount bracket is needed for installation with this.

** Universal bracket mounts to any round pipe, square tube or angle iron up to 1-1/2" in size.

Vinyl Tubing

This 1/4" x 1/2" clear vinyl tubing is heavier duty than the rest! Thick wall resists kinking. Available in clear or clear reinforced with a polyester braid.



- Very flexible

- Available by the foot or 100' rolls

Part No.	Size: ID x OD	PSI	Description
4-02080000	1/4" x 1/2"	50	Clear Vinyl
4-02090000	1/4" x 1/2"	250	Braided Vinyl

COUPLERS, FITTINGS & FILTERS

Quick Couplers



- Precision brass design
- Unrestricted free flow
- 4000 psi max



- Zinc plated
- Hardened steel
- 4000 psi max



- Chemical resistant
- 303 stainless steel
- 4000 psi max



- Chemical resistant
- 303 stainless steel
- 4000 psi max

Brass Couplers, designed for 4,000 psi and extended durability. Affordable and rugged all in one.

Part No.	Description
2-2000	1/4" FPT
2-2002	3/8" FPT
2-20180	1/2" FPT

Part No.	Description
2-2001	1/4" MPT
2-2003	3/8" MPT
2-20181	1/2" MPT

Steel Nipples, hardened steel combined with zinc yellow chromate plating holds up to the harshest environments.

Part No.	Description
2-2004	1/4" FPT
2-20040	1/4" x 1/8" FPT
2-2006	3/8" FPT
2-2018	1/2" FPT

Part No.	Description
2-2005	1/4" MPT
2-2007	3/8" MPT
2-2017	1/2" MPT

Stainless Steel Couplers, made of 303 stainless steel, these are "built to last".

Part No.	Description
2-2000SS	1/4" FPT
2-2002SS	3/8" FPT

Part No.	Description
2-2001SS	1/4" MPT
2-2003SS	3/8" MPT

Stainless Steel Nipples, provide extra long life and protection against corrosion.

Part No.	Description
2-20041	1/4" FPT
2-20061	3/8" FPT

Part No.	Description
2-20051	1/4" MPT
2-20071	3/8" MPT

O-Rings



- Use chart below to find the correct type of O-ring for your specific need.

O-Ring Type	Temp	Chemical Resistance	Oil Resistance	Abrasion Resistance
HNBR	300°F	Excellent	Excellent	Excellent
EPDM	300°F	Good	Poor	Excellent
Viton (cold water only)		Good	Good	Poor
Buna	180°F	Poor	Excellent	Fair

We recommend HNBR O-Rings, which last longer with hot water than any other. HNBR is an EPDM and nitrile compound. Viton is not recommended for hot water.

Part No.	Description
2-0119	1/4" HNBR
2-0121	3/8" HNBR

Part No.	Description
2-01193	1/4" EPDM
2-01213	3/8" EPDM

Part No.	Description
2-011900	1/4" Viton
2-012100	3/8" Viton

11,000 PSI Quick Couplers



- 11,000 psi max
- -40°F to 250°F
- Must be used with 11,000 psi nipples



- 11,000 psi max
- -40°F to 250°F
- Must be used with 11,000 psi coupler
- Zinc Chromate



- Replaceable "U" Packing Seal
- 1/4" and 3/8"

Snaptite Quick Couplers, are precision built for extreme high pressure.

Part No.	Description
2-20023	1/4" FPT
2-20021	3/8" FPT

Part No.	Description
2-200231	1/4" MPT

Nipples, designed to work exclusively with the above Snaptite couplers. Precision machined for superior fit and extreme high pressure.

Part No.	Description
2-20024	1/4" FPT
2-20022	3/8" FPT

Part No.	Description
2-20028	1/4" MPT
2-20027	3/8" MPT

U-Pack Snaptite Seal, Snaptite Couplers have a unique "U" packing seal that can be replaced if worn.

Part No.	Description
2-0132	1/4" Snaptite

Part No.	Description
2-01321	3/8" Snaptite

22mm Twist Seal Couplers

Connect North American hoses to 22mm European fittings.

- Internal O-ring seal
- Machined brass body
- High-impact plastic knob
- 7.8 GPM max flow
- 3600 psi max pressure
- 302°F max temperature

Part No.	Description
331205	1/4" FPT x 22mm
331207	3/8" FPT x 22mm
331204	1/4" MPT x 22mm
331206	3/8" MPT x 22mm

Plugs are made of heavy-duty machined brass for a safe and leak free connection.

Part No.	Description
331305	1/4" FPT x 22mm
331307	3/8" FPT x 22mm
331309	1/2" FPT x 22mm
331304	1/4" MPT x 22mm
331306	3/8" MPT x 22mm
331308	1/2" MPT x 22mm

Viton O-rings

Part No.	Description
109286	O-rings (Viton)

Garden Hose Fittings



Part No.	Description	Material
Solid		
140036	Nipple, 3/4" GHM x 3/8" MPT	Brass
140038	Nipple, 3/4" GHM x 1/2" MPT	Brass
140040	Nipple, 3/4" GHM x 3/4" MPT	Brass
140032	Nipple, 3/4" GHF x 1/2" MPT	Brass
140028	Nipple, 3/4" GHF x 1/2" FPT	Brass
140030	Nipple, 3/4" GHF x 3/4" FPT	Brass
140034	Nipple, 3/4" GHF x 3/4" MPT	Brass
Swivel		
98021470	Swivel, 3/4" GHF x 3/8" MPT w/ Strainer	Brass
98021460	Swivel, 3/4" GHF x 1/2" MPT w/ Strainer	Brass
140052	Swivel, 3/4" GHF x 1/2" FPT	Brass
2-1094	Swivel, 3/4" GHF x 3/4" FPT	Brass
Strainer		
140015	Strainer, Inlet Garden Hose	

Teflon® Tape



Seals high pressure brass and steel fittings, 520' roll.

Part No.	Description
2-9021	Tape, Teflon 1/2" x 520'

Hose Clamps

With stainless steel band and housing, these clamps are tough and precision engineered for use in an unlimited number of applications. **Warning:** Low pressure use only! Not for use on pressure washer discharge hose.



- Stainless steel band and housing
- Worm gear tensions

Part No.	SAE Size	Min Dia	Max Dia
2-9000	#4	1/4"	5/8"
2-9002	#6	3/8"	1"
2-9004	#12	1/2"	1-1/4"
2-90041	#16	1/2"	1-1/2"
2-9005	#16	3/4"	1-1/2"
2-9006	#20	3/4"	1-3/4"
2-9007	#24	1"	2"
2-90070	#28	1-5/16"	2-1/4"
2-90071	#40	1-1/8"	2-1/4"
2-9009	#48	1-3/8"	3-1/2"

Spring Clamps



Spring tension, speed mount clamps

Part No.	Description
2-9040	Spring clamps - .46" - .54"
2-9041	Spring clamps - .40" - .48"

Stainless Steel High Pressure & Economy Brass Swivels



421030, 421025



421009

- 10.5 GPM (SS)
- 7.8 GPM (brass)
- 320°F temperature (SS)
- 195°F temperature (brass)
- Highly resistant to harsh chemicals
- "Live" swivel at full pressure
- 6 oz weight

Part No.	Description	Part No.	Description
421030	1/4" M x F - SS	421009	3/8" M x F - brass
421025	3/8" M x F - SS	109542	Repair Kit

Raycor Fuel Filter / Water Separator



- Removes water from fuel
- Replace elements w/o tools
- 15 micron element
- 1/4" FPT inlet and outlet
- Filters gasoline and diesel fuel

Part No.	Description
2-99050	Filter, Fuel/Water Separator
2-990511	Replacement Element, Fuel/Water Separator
2-99053	Kit, O-Rings & Drain Plug
2-99054	Kit, O-Rings, Drain Plug, Cup
2-99055	Plug, Vent, Fuel/Water Separator - Plastic

PA Water Filters

Easy grip cover removes easily to replace or clean screen. O-ring seal stays leak free.



- 8 GPM max flow
- 50 mesh screen
- Removes impurities
- Adds life to the pump
- Larger surface area screen
- 1/2" FPT x 1/2" MPT
- 145 PSI max pressure

Part No.	Description
2-1923	Filter, Water
12-10310500	Cap O-Ring
12-28030656	Screen Replacement

Inline Filter

Virtually unbreakable plastic top!



- 6 GPM max flow
- 40 mesh stainless screen
- Diecast metal housing/ plastic cap
- 1/2" FPT inlet
- 1/2" MPT outlet
- Two 1/4" side ports
- 145 PSI max pressure
- Smoother flow – less restriction

Part No.	Description
342010	New Green Cap Filter
111021	Replacement Screen
111022	Replacement Cap

Inline Fuel Filters



2-9903



2-99031

- 1/4" hose barb ends
- Multi brand application

Part No.	Description
2-9903	Disposable, mini
2-99031	Disposable

Plastic Chemical Strainer



- 1/4" hose barb
- Weighted to drop to bottom of container
- With or without backflow prevention check valve

Part No.	Description	Material
2-1904	1/4" Hose Barb	Plastic
2-19050	1/4" w/ Check Valve	Plastic

Brass Chemical Strainers



- Stainless steel check ball on 2-1905
- Brass housing stays on bottom of tank
- 50 mesh stainless steel screen

Part No.	Description	Material
2-1907	1/4"	Brass
2-1905	1/4" w/ Check Valve	Brass

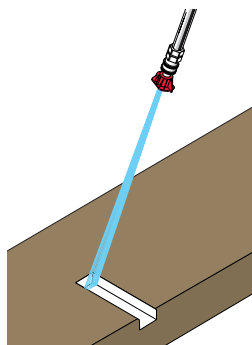
Nozzle Size Selection Chart

Determine the nozzle size by the pressure washer's GPM @ PSI (gallons per minute @ a specific pounds per square inch). If the nozzle size is too small, your equipment can be damaged. If the nozzle size is too large, Your machine will not clean properly. Nozzle fan degree does not effect nozzle size selection.

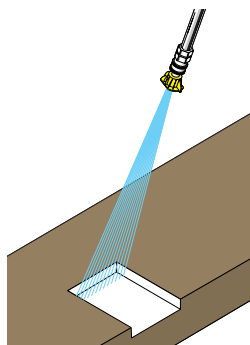
Standard Nozzle Size	Hole Size	Pounds Per Square Inch (PSI)																
		500	750	1000	1250	1500	1750	2000	2250	2500	2750	3000	3250	3500	3750	4000	4500	5000
2	.034"/0.86mm	0.71	0.87	1.00	1.12	1.22	1.32	1.41	1.50	1.58	1.66	1.73	1.80	1.87	1.94	2.00	2.12	2.24
2.5	.042"/1.07mm	0.88	1.08	1.25	1.40	1.53	1.65	1.77	1.88	1.98	2.07	2.17	2.25	2.34	2.42	2.50	2.65	2.80
3	.043"/1.09mm	1.06	1.30	1.50	1.68	1.84	1.98	2.12	2.25	2.37	2.49	2.60	2.70	2.81	2.90	3.00	3.18	3.35
3.5	.048"/1.22mm	1.24	1.52	1.75	1.96	2.14	2.32	2.47	2.63	2.77	2.90	3.03	3.15	3.27	3.39	3.50	3.71	3.91
4	.052"/1.32mm	1.41	1.73	2.00	2.24	2.45	2.65	2.83	3.00	3.16	3.32	3.46	3.61	3.74	3.87	4.00	4.24	4.47
4.5	.055"/1.40mm	1.59	1.95	2.25	2.52	2.76	2.98	3.18	3.38	3.56	3.73	3.90	4.06	4.21	4.36	4.50	4.77	5.03
5	.057"/1.45mm	1.77	2.17	2.50	2.80	3.06	3.31	3.54	3.75	3.95	4.15	4.33	4.51	4.68	4.84	5.00	5.30	5.59
5.5	.060"/1.52mm	1.94	2.38	2.75	3.07	3.37	3.64	3.89	4.13	4.35	4.56	4.76	4.96	5.14	5.33	5.50	5.83	6.15
6	.062"/1.57mm	2.12	2.60	3.00	3.35	3.67	3.97	4.24	4.50	4.74	4.97	5.20	5.41	5.61	5.81	6.00	6.36	6.71
6.5	.064"/1.63mm	2.30	2.81	3.25	3.63	3.98	4.30	4.60	4.88	5.14	5.39	5.63	5.86	6.08	6.29	6.50	6.89	7.27
7	.067"/1.70mm	2.47	3.03	3.50	3.91	4.29	4.63	4.95	5.25	5.53	5.80	6.06	6.31	6.55	6.78	7.00	7.42	7.83
7.5	.070"/1.78mm	2.65	3.25	3.75	4.19	4.59	4.96	5.30	5.63	5.93	6.22	6.50	6.76	7.02	7.26	7.50	7.95	8.39
8	.072"/1.83mm	2.83	3.46	4.00	4.47	4.90	5.29	5.66	6.00	6.32	6.63	6.93	7.21	7.48	7.75	8.00	8.49	8.94
8.5	.074"/1.88mm	3.01	3.68	4.25	4.75	5.21	5.62	6.01	6.38	6.72	7.05	7.36	7.66	7.95	8.23	8.50	9.02	9.50
9	.076"/1.93mm	3.18	3.90	4.50	5.03	5.51	5.95	6.36	6.75	7.12	7.46	7.79	8.11	8.42	8.71	9.00	9.55	10.06
9.5	.078"/1.98mm	3.36	4.11	4.75	5.31	5.82	6.28	6.72	7.13	7.51	7.88	8.23	8.56	8.89	9.20	9.50	10.08	10.62
10	.080"/2.03mm	3.54	4.33	5.00	5.59	6.12	6.61	7.07	7.50	7.91	8.29	8.66	9.01	9.35	9.68	10.00	10.61	11.18
11	.083"/2.11mm	3.89	4.76	5.50	6.15	6.74	7.28	7.78	8.25	8.70	9.12	9.53	9.92	10.29	10.65	11.00	11.67	12.30
12	.087"/2.21mm	4.24	5.20	6.00	6.71	7.35	7.94	8.49	9.00	9.49	9.95	10.39	10.82	11.22	11.62	12.00	12.73	13.42
12.5	.089"/2.26mm	4.42	5.41	6.25	6.99	7.65	8.27	8.84	9.38	9.88	10.36	10.83	11.27	11.69	12.10	12.50	13.26	13.98
13	.091"/2.31mm	4.60	5.63	6.50	7.27	7.96	8.60	9.19	9.75	10.28	10.78	11.26	11.72	12.16	12.59	13.00	13.79	14.53
15	.096"/2.44mm	5.30	6.50	7.50	8.39	9.19	9.92	10.61	11.25	11.86	12.44	12.99	13.52	14.03	14.52	15.00	15.91	16.77
20	.109"/2.77mm	7.07	8.66	10.00	11.18	12.25	13.23	14.14	15.00	15.81	16.58	17.32	18.03	18.71	19.36	20.00	21.21	22.36
25	.125"/3.18mm	8.84	10.83	12.50	13.98	15.31	16.54	17.68	18.75	19.76	20.73	21.65	22.53	23.39	24.21	25.00	26.52	27.95
30	.141"/3.58mm	10.61	12.99	15.00	16.77	18.37	19.84	21.21	22.50	23.72	24.87	25.98	27.04	28.06	29.05	30.00	31.82	33.54
40	.156"/3.96mm	14.14	17.32	20.00	22.36	24.49	26.46	28.28	30.00	31.62	33.17	34.64	36.06	37.42	38.73	40.00	42.43	44.72
50	.172"/4.37mm	17.68	21.65	25.00	27.95	30.62	33.07	35.36	37.50	39.53	41.46	43.30	45.07	46.77	48.41	50.00	53.03	55.90
60	.188"/4.78mm	21.21	25.98	30.00	33.54	36.74	39.69	42.43	45.00	47.43	49.75	51.96	54.08	56.12	58.09	60.00	63.64	67.08

Nozzle Fan Selection

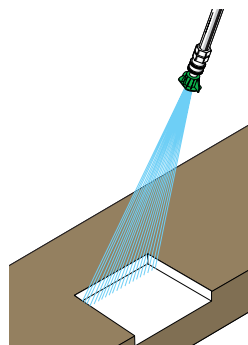
Select the nozzle degree, or spray angle, based on your application. Standard nozzle degrees – 0°, 15°, 25°, and 40°. Using the wrong nozzle degree can damage the surface you are cleaning.



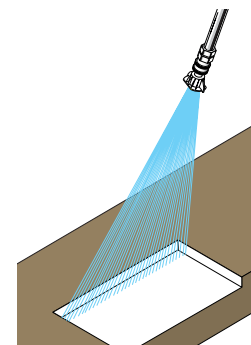
0° – Red:
Cutting nozzle. It delivers a concentrated stream that can gouge or cut. It can cut stubborn stains from concrete and other hard surfaces.



15° – Yellow:
Chiseling nozzle. Working at a 45° angle, this nozzle works like a scraper, stripping paint, grease and grime from hard surfaces.



25° – Green:
Flushing nozzle. The most commonly used nozzle for cleaning dirt from siding, sidewalks and metal furniture as well as for wet sweeping leaves.



40° – White:
Wash nozzle. Its wide spray allows you to wash and rinse a large area fast. It is usually safe with most surfaces, including aluminum siding, windows and vehicles.

NOZZLES

GP Color Coded QC Nozzle Sets



4-Pack



Soap nozzle -
included in 5 pack.

Nozzle Sets, contain a complete set of 4 or 5 quick coupler nozzles 0°, 15°, 25°, and 40°. The 5 pack includes one 40 x 65° soap nozzle.

4-Pack

Orifice	Part No.	Orifice	Part No.
3.0	4-0003	5.0	259703
3.5	259700	5.5	259704
4.0	259701	6.0	259705
4.5	259702	6.5	259706

5-Pack

Orifice	Part No.	Orifice	Part No.
3.5	259710	5.5	259714
4.0	259711	6.0	259715
4.5	259712	6.5	259716
5.0	259713		

General Pump Nozzles



M-Style
1/4" Male Threads

1/4" male pipe thread nozzles, rated up to 5000 psi. Hardened stainless steel nozzle insert insures consistent, accurate orifice size.

Orifice	0°	15°	25°	40°
3.0	259100	259101	259102	259103
3.5	259104	259105	259106	259107
4.0	259108	259109	259110	259111
4.5	259112	259113	259114	259115
5.0	259116	259117	259118	259119
5.5	259120	259121	259122	259123
6.0	259125	259126	259127	259128

Orifice	0°	15°	25°	40°
6.5	259130	259131	259132	259133
7.0	259135	259136	259137	259138
7.5	259140	259141	259142	259143
8.0	259145	259146	259147	259148
8.5	259150	259151	259152	259153
9.0	259155	259156	259157	259158
10.0	259160	259161	259162	259163



Q-Style Nozzle

"QC", Color Coded, Hardened Stainless Nozzle, fits most 1/4" quick couplers. Rated for 4000 psi.

Orifice	0°	15°	25°	40°
3.0	259610	259611	259612	259613
3.5	259615	259616	259617	259618
4.0	259620	259621	259622	259623
4.5	259625	259626	259627	259628
5.0	259630	259631	259632	259633
5.5	259635	259636	259637	259638
6.0	259640	259641	259642	259643

Orifice	0°	15°	25°	40°
6.5	259645	259646	259647	259648
7.0	259650	259651	259652	259653
7.5	259655	259656	259657	259658
8.0	259660	259661	259662	259663
8.5	259665	259666	259667	259668
9.0	259670	259671	259672	259673
10.0	259675	259676	259677	259678



Q-Style Chemical Nozzle

Q-Style Chemical Nozzles, are brass with a large #40 orifice and 65° spray angle. Ideal for low pressure chemical applications.

Orifice	Part No.	Old part No.	Spray Angle
40	259690	4-16540	65°

High Pressure Nozzle Filters



- 1/4" MPT outlet
- 300°F max temperature
- 100 mesh screen
- 5000 psi max pressure

Part No.	Material	Inlet	Outlet
342040	Brass	1/4" FPT	1/4" MPT
342042	Brass	1/4" QC	1/4" MPT
347097	416 SS	1/4" QC	1/4" MPT
347098	Brass	1/4" MPT	1/4" MPT

Rotomax Rotating Nozzle 3500 & 5800 PSI



- Up to 5800 psi
- 1/4" FPT inlet
- 176°F temperature
- Weight 1.1 lbs
- Replaceable SS orifices

Part No.	Description	Std Nozzle Equiv	PSI
374205	Rotomax I	3.5	3500
374210	Rotomax II	5.5	3500
374215	Rotomax III	6.5	3500
374216	Rotomax 401	4.5	5800
374217	Rotomax 403	6.5	5800
084400X	Repair Kit		

Viper Rotating Nozzle



- 5000 psi
- 190°F temperature
- 1/4" FPT inlet
- Weight 1.1 lbs

Part No.	Description	Std Nozzle Equiv	PSI
374126	Viper	4.5	5000
374127	Viper	5.5	5000
080004	Repair Kit	4.5	5000
080006	Repair Kit	5.5	5000

Rotojet 3000 / Rotojet 5000

0° Impact, 25° pattern, no gears – no teeth – no bearings. Exclusive design of the Rotojet 3000 / Rotojet 5000 eliminates start up impact and damage to internal nozzle.

- High strength forged brass
- Precision ceramic orifice and matching race
- Durable rubber/ plastic cover
- 190°F max temperature (except on 3000's)
- 1/4" FNPT



Rotojet 3000

Must start with nozzle pointed down



Rotojet 5000

Repair Kit Part No.	Size	PSI
374130	3.0	3000
374131	3.5	3000
374134	4.0	3000

Repair Kit Part No.	Size	PSI
109297	3.0	3000
109296	3.5	3000
109298	4.0	3000

Part No.	Size	PSI
374132	4.5	3000
374135	5.0	3000

Part No.	Size	PSI
109299	4.5	3000
109300	5.0	3000

Part No.	Size	PSI
374137	5.5	3000
374136	6.0	3000

Part No.	Size	PSI
109301	5.5	3000
109302	6.0	3000

5000 PSI Part No.	Size	PSI
374142	3.0	5000
374143	3.5	5000
374144	4.0	5000
374145	4.5	5000
374146	5.0	5000

Repair Kit Part No.	Size	PSI
109428	3.0	5000
109429	3.5	5000
109430	4.0	5000
109431	4.5	5000
109432	5.0	5000

Part No.	Size	PSI
374148	5.5	5000
374150	6.0	5000
374151	6.5	5000
374153	7.0	5000
374156	8.0	5000

Part No.	Size	PSI
109433	5.5	5000
109434	6.0	5000
109435	6.5	5000
109436	7.0	5000
109437	8.0	5000

Part No.	Size	PSI
374158	9.0	5000
374160	10.0	5000
374162	11.0	5000
374161	12.0	5000

Part No.	Size	PSI
109438	9.0	5000
109439	10.0	5000
109440	11.0	5000
109441	12.0	5000

Kärcher Pumps



The Kärcher Pump is—Quality! Every component of this tri-plex (three plungers) high-pressure pump has been carefully engineered, crafted and tested to exceed the rigorous demands of pressure washers. The piston stroke of the Kärcher Pump has been engineered so it can deliver the same output of comparable pumps but at 10% lower RPM, adding many hours to the pump's life. All models are backed by a 5-year warranty on the oil-end of the pump and a lifetime warranty on the brass head. Moreover, the Kärcher Pump is backed by North America's largest network of trained pressure washer service centers. Below are just a few of the reasons Kärcher is the one pressure washer pump built to last:

Metal Dipstick features a unique design that allows the cap to "breathe" without clogging.

Unique Valve Cap design ensures valve seats snugly and upright for constant peak pressure. Valve cage is made of a Zytel® plastic, by Dupont, that is 35% beefier than most valves for extra-long life.

Rugged Crankcase is made of pressure die-cast aluminum with a special anodized treatment for extra long-life protection.

The hardened steel Crankshaft has been precision machined to be absolutely true & straight, essential in sustaining maximum flow and pressure. European-made Roller Bearings are tapered to handle both radial and axial loads.

10mm Manifold Bolts are made of 12.9 class steel and are coated by a Dacromet® treatment that provides 3 to 4 times more corrosion resistance than zinc plating.

Powerful Connecting Rods, made of an aluminum-zinc alloy, are specially cast to create indentations and lubricating holes for extended life of both the rod and crankshaft by reducing the amount of friction and heat generated by the constant pumping action.

Singlepiece Manifold or Brass Head is made of press-forged brass, a process in which the liquid hot metal is forced into a mold under pressure eliminating air pockets and creating a virtually flawless housing capable of withstanding high pressures.

Heavy-duty Ceramic Plungers have a wall thickness 33% greater than competitors, providing additional strength and life to the Kärcher Pump. Also the plungers have a mirror finish surface created by a high-precision diamond grinding, which keeps the seals from wearing.

Heavy-duty, ceramic Plungers have a wall thickness of 4.5mm as compared to 3mm on most pumps; a highprecision, diamond grinding process leaves a mirror surface finish on the Plungers ensuring a long life for the V-shaped Packing Seals, made in Germany by Parker.

Stainless steel Plunger Rods link Connecting Rods with the ceramic Plungers and slide back and forth through copper-plated Plunger Guides that are lined inside by an extra-durable, low-friction, teflon-bronze-and-lead bushing for a smoother operation.

The KX series pump is the patriarch of the line, delivering enough volume and pressure for the beefiest of pressure Washer — from 5 to 10.6 GPM and from 2500 to 5000 PSI.



Its industrial crankshaft is made of a forged, hardened steel material and extends an extra-long 40mm to ensure a sure grip for the belt pulley. The rugged manifold or pump head is made of press-forged brass and is connected to the crankcase with eight 10mm bolts made of 12.9 class steel and coated by a Dacromet® treatment, a world class process that provides up to four times more corrosion resistance than zinc plated bolts.

- Up to 10.6 GPM and 5000 PSI
- 10% lower RPM than comparable pumps
- Extra-heavy duty crankshaft and bearings
- 10mm head bolts made of 12.9 class steel
- 5-Year warranty on the oil-end of the pump and lifetime warranty on the brass head or manifold



KX Series

Part No.	Model No.	Part No.	Model No.	GPM	PSI	HP	RPM	Shaft
9.802-347.0	KX5050-Right	9.803-404.0	KX5050-Left	5.0	5000	13.0	1660	25mm
9.803-400.0	KX8030-Right	9.803-401.0	KX8030-Left	8.0	3000	16.5	1460	25mm
9.803-402.0	KX1025-Right	9.803-403.0	KX1025-Left	10.6	2500	16.5	1725	25mm

Kärcher unique design that delivers the same performance as other pumps but at 10% lower RPM is also found in the KT series, a Super Duty model that serves as the workhorse for Kärcher pressure Washer. It also has an industrial crankshaft and press-forged brass manifold. The valve cages are made of a Zytel® plastic by Dupont and are 33% beefier than those found in other pumps. A unique cap design holds the valve upright and snug eliminating the ever-present potential for a drop in pressure. The heavy-duty ceramic plungers feature a mirror finish produced by a high-precision diamond grinding.



- Up to 6 GPM and 4000 PSI
- 10% lower RPM than comparable pumps
- Unique snug-fit design for heavy-duty valves
- Durable ceramic plunger with mirror finish
- 5-Year warranty on the oil-end of the pump and lifetime warranty on the brass head or manifold



KT Series

Part No.	Model No.	Part No.	Model No.	GPM	PSI	HP	RPM	Shaft
9.803-411.0	KT4040-Right	9.803-412.0	KT4040-Left	4.0	4000	11.0	1030	25mm
9.802-345.0	KT4035-Right	9.803-410.0	KT4035-Left	4.2	4000	11.0	1325	25mm
9.803-413.0	KT5030-Right	9.803-414.0	KT5030-Left	5.0	3000	13.5	1060	25mm
9.803-415.0*	KT5030/H-Right			5.0	3000	13.5	1060	25mm
9.802-346.0	KT6035-Right	9.803-416.0	KT6035-Left	6.0	3500	14.5	1540	25mm

*High heat valves and packing.

Kärcher Pumps (continued)



KM Series

The KM series is a heavy-duty pump designed for a broad range of applications

generally from 4 to 5 GPM and from 3000 to 3500 PSI. Along with the many industrial-grade components found in all Kärcher Pumps, the KM has a copper-plated plunger guide that is lined inside by a low-friction, teflon-bronze-and-lead bushing for a smoother, long-lasting surface. The KM also has tapered, European-made roller bearings for handling both radial and axial loads, as well as a metal crankcase dipstick with a unique design for ventilating the crankcase.



- Up to 5 GPM and 3500 PSI
- 10% lower RPM than comparable pumps

- Copper-plated plunger guide lined with low-friction, teflon bronze and lead bushing
- 5-Year warranty on the oil-end of the pump and lifetime warranty on the brass head or manifold

Part No.	Model No.	Part No.	Model No.	GPM	PSI	HP	RPM	Shaft
9.803-405.0	KM4030-Right	9.803-406.0	KM4030-Left	4.0	3000	8.2	1000	24mm
9.802-343.0	KM4035-Right	9.803-407.0	KM4035-Left	4.2	3500	7.5	1300	24mm
9.802-344.0*	KM4035/H-Right			4.2	3500	7.5	1300	24mm
9.802-342.0	KM5030-Right	9.803-408.0	KM5030-Left	5.0	3000	13.5	1550	24mm

*High heat valves and packing.



KS Series

The KS series is designed specifically as a direct drive pump for gas engines. Delivering 3-5 gpm and up to 4000 PSI, the LS Series is a top of the line heavy-duty contender.



- Up to 5 GPM and 4000 PSI
- Set screw for engine shaft

- Durable ceramic plunger w/mirror finish
- 5-Year warranty on the oil-end of the pump and lifetime warranty on the brass head or manifold

Part No.	Model No.	GPM	PSI	HP	RPM	Shaft
9.802-348.0	K3040G	3.0	4000	9.0	3400	1" Hollow
9.802-349.0	KS3540G	3.5	4000	11.0	3400	1" Hollow
9.802-350.0	KS4040G	4.0	4000	13.0	3400	1" Hollow
9.803-409.0	KS5030G	5.0	3000	16.0	3400	1" Hollow

Kärcher Pump Repair Kit Selection Chart

Use the selection chart below to find the correct repair kits for the specific Kärcher Pump Model.

Pump Model	Valves	Packings	Packing w/Brass	Plunger Oil Seals	Ceramic Plunger Kit*
KM-4030	9.802-603.0	9.802-619.0	9.802-617.0	9.802-606.0	9.802-622.0
KM-4035	9.802-603.0	9.802-628.0	9.802-624.0	9.802-606.0	9.802-629.0
KM-4035H	9.802-603.0	9.802-626.0	9.802-627.0	9.802-606.0	9.802-629.0
KM-5030	9.802-603.0	9.802-619.0	9.802-617.0	9.802-606.0	9.802-622.0
KT-4035	9.802-603.0	9.802-605.0	9.802-625.0	9.802-606.0	9.802-607.0
KT-4040	9.802-603.0	9.802-605.0	9.802-625.0	9.802-606.0	9.802-607.0
KT-5030	9.802-603.0	9.802-610.0	9.802-618.0	9.802-606.0	9.802-611.0
KT-5030H	9.802-603.0	9.802-631.0	9.802-630.0	9.802-606.0	9.802-611.0
KT-6035	9.802-603.0	9.802-605.0	9.802-625.0	9.802-606.0	9.802-607.0
KS-3040G	9.802-603.0	9.802-622.0	9.802-623.0	9.802-609.0	9.802-621.0
KS-3540G	9.802-603.0	9.802-622.0	9.802-623.0	9.802-609.0	9.802-621.0
KS-4040G	9.802-603.0	9.802-622.0	9.802-623.0	9.802-609.0	9.802-621.0
KS-5030G	9.802-603.0	9.802-622.0	9.802-623.0	9.802-609.0	9.802-621.0
KX-8030	9.802-608.0	9.802-612.0	9.802-613.0	9.802-606.0	9.802-614.0
KX-1025	9.802-608.0	9.802-612.0	9.802-613.0	9.802-606.0	9.802-614.0
KX-5050	9.802-604.0	9.802-615.0	9.802-616.0	9.802-606.0	9.802-629.0

*Includes bolt, Washer, o-ring, teflon ring and ceramic plunger

Kärcher Pump Repair Kits



Original Factory Direct Repair Kits.

See above for kit selection chart.

Individual parts are also available. See exploded view of pump for individual part numbers.

Part No.	Kit Description
9.802-603.0	Valve Kit, KM, KT, KS Series
9.802-604.0	Valve Kit, LX5050
9.802-605.0	Plunger Seals, 20mm KT Series
9.802-606.0	Plunger Oil Seals, KM, KT, KS Series
9.802-607.0*	Plunger, 20mm, KT4035
9.802-608.0	Valves, KX8030, KX1025
9.802-609.0	Plunger Oil Seals, KS
9.802-610.0	Plunger Seals, 22mm, KT5030
9.802-611.0*	Plunger, 22mm, KT5030
9.802-612.0	Plunger Seals, 25mm, KX8030, KX1025
9.802-613.0	Packing Assy, 25mm, KX8030, KX1025
9.802-614.0	Plunger, 25mm, KX8030, KX1025
9.802-615.0	Plunger Seals, KX5050
9.802-616.0	Complete Seal Packing, KX5050
9.802-617.0	Complete Seal Packing, 20mm, KM4030, KM5030
9.802-618.0	Complete Seal Packing, 22mm, KT5030

*Includes bolt, Washer, o-ring, teflon ring and ceramic plunger

Part No.	Kit Description
9.802-619.0	Plunger Seals, 20mm, KM5030
9.802-620.0*	Plunger, 20mm, KM5030
9.802-621.0*	Plunger, 15mm, KS Series
9.802-622.0	Plunger Seals, 15mm, KS Series
9.802-623.0	Complete Seal Packing, 15mm, KS Series
9.802-624.0	Complete Seal Packing, 18mm
9.802-625.0	Complete Seal Packing, 20mm, KT Series
9.802-626.0	Plunger Seal, 18mm, Hot Kit, KM4035H
9.802-627.0	Packing Assy, 18mm, Hot Kit, KM4035H
9.802-628.0	Plunger Seals, 18mm, KM4035
9.802-629.0*	Plunger, 18mm, KM4035, KX5050
9.802-631.0	Plunger Seal, 22mm, Hot Kit, KT5030H
9.802-630.0	Packing Assy, 22mm, Hot Kit, KT5030H

*Includes bolt, Washer, o-ring, teflon ring and ceramic plunger

Comet Pumps & Pump Kits



For use in homeowner or light commercial duty pressure Washer.



- One piece bronze connection rods
- Built in unloader
- Increased surface area for lower operating temperatures
- Ultra high pressure head

Part No.	Model No.	GPM	PSI	RPM	Shaft Dia
101850	AXD 3020 G	2.75	2000	3400	3/4"
830160	AXD 2527 G	2.5	2700	3400	3/4"

Comet kits and parts are available for any Comet model. Call with model number for quick and accurate service.

Part No.	Model No.
CT0202002000	Piston 15mm FWD
CT0202002200	Piston 18mm FWD
CT5019003500	Seal Kit LWD HP
CT5019003800	Packing Kit FWS / FWD
CT5019004500	Seal Kit Oil LW Series Hollow
CT5019006400	Seal Kit ZWD4030G
CT5019006500	Seal Kit Hollow Shaft Pumps
CT5019007700	Seal Kit AXD3020
CT5025001100	Valve Kit ZWD / FWS / FWD / HW / FW / LW

Admiral Packing Extractor



Virtually Unbreakable Sockets will pull Packings from Interpump, General and other brand pumps.

Easy to Use: Slide-Hammer (shown below) attaches to Slotted Socket—which expands inside the Packing Gland. The Slide Hammer then pops the Packing Gland Brass out of the Head to facilitate easy seal repairs without damage to Brass Support Rings.

Part No.	Description	Part No.	Description
Slide Hammer		Large Slide Hammer	
449299	Hammer Only	449309	Large Slide Hammer
Sockets - Regular Slide Hammer		Sockets - Large Slide Hammer	
449302	18mm Socket	449307	25mm Socket
449301	15mm Socket	449311	30mm Socket
449303	20mm Socket	449312	38mm Socket
449304	22mm Socket	449313	45mm Socket

Interpump Packing Extractor



Expansion Tool inserts into Packing Gland to remove lodged Packing Components.

Part No.	Description	Part No.	Description
449310	Extractor (only)		
Expansion Sockets for Extractor Above			
449315	15mm (Ref Kit 86 & 97)	449322	22mm (Ref Kit 12)
449320	20mm (Ref Kit 8 & 19)	449324	24mm (Ref Kit 16)

NOTE: 15mm Expansion Sockets also fit Admiral Pump W-Series pumps. Also see Admiral Tools, above.

Kärcher Crankcase Pump Tool Kit



A Must for every Service Department.

Save time using the right tool for the job. The Kärcher Pump Tool Kit, which can be purchased individually, includes the following:

Part No.	Kit Description
9.802-572.0	Oil Seal Bushing Inserter for KT Plunger Rod
9.802-578.0	Oil Seal Piston Inserter for KT Plunger Rod
9.802-579.0	Oil Seal Piston Inserter for KM Plunger Rod
9.802-573.0	Oil Seal Bushing Inserter for KM Plunger Rod
9.802-571.0	Allen Wrench, 8mm for KT Manifold bolts
9.802-567.0	Allen Wrench, 6mm for KM Manifold bolts
9.802-570.0	Allen Wrench, 5mm for KM-KT Crankcase cover bolts
9.802-565.0	Oil Seal Bushing Inserter for KT Crankshaft
9.802-566.0	Oil Seal Bushing Inserter for KM Crankshaft
9.802-568.0	Piston Seal Extractor
9.802-580.0	"V" Seal Piston Inserter for KM Manifold
9.802-563.0	"V" Seal Bushing Inserter for KM Manifold
9.802-581.0	"V" Seal Piston Inserter for KT Manifold
9.802-564.0	"V" Seal Bushing Inserter for KT Manifold
9.802-569.0	Hammer, Plastic Head
9.802-574.0	Plastic Tool Box

Part No.	Kit Description
9.802-954.0	Kärcher Pump Tool Kit (complete)

O-Ring Removal Tool

Indispensable for Pump Repair. Excellent for removing O-rings, seals, etc.



Part No.	Description
249737	Dental Pick, 6" long

V-Packing Insertion Tool Kit



Contains Inserting Tools for installing 20mm, 22mm and 24mm V-Packings in the Packing Gland. Prevents damaged sealing surfaces.

Part No.	Description
449305	V-Packing Kit

Pump Oil



For use in crankcase style pumps.

Part No.	Description
112055	Pump Oil (quart)
112075	Case Lots (12 ea)

BURNER ACCESSORIES

Draft Diverters / Rain Caps



7-10031



7-10033

- Draft diverter prevents backdrafts, keeps cold air out
- Rain cap prevents water running down vent pipes
- Fits on standard stove pipe
- Hot dipped galvanized

Part No.	Description
7-1003	8", Round
7-10031	10", Round
7-10032	12", Round
7-10033	10", Exhaust Stack, Cap
7-10034	12", Exhaust Stack, Cap

Burner Accessories



9-028008



9-4007



9-40083

- Coil Clean removes lime and scale buildup and restores heating coil efficiency
- Soot-O-Magic help remove soot from coils
- Red Devil Soot Remover eliminates soot deposits

Part No.	Description
9-028008	Coil Clean 8 lb
9-4007	Soot-O-Magic, Stick
9-40083	Liquid Soot Remover, Red Devil, 16 oz*

NOTE: No Air Freight shipments on the above items

A, B, C

Admiral Packing Extractor	18
Adapters	8, 13
Admiral Packing Extractor	34
Air Power Sprayers	21
Assembly Grease	14
Axial Pumps	12
Blue Non-Marking Hose	24
Boron Carbide Nozzle	3
Brass Chemical Strainers	28
Brass Swivels	27
Broom 16"	19
Brushes	2, 19-20
Burner Accessories	35
Carbide Nozzle	3
Chemical Injectors	4, 22
Chemical Strainers	28
Chemical Tank	3
Clamps	27
Coil Milling Tool	15
Coils	13, 15
Cold Water Wands	23
Comet Pumps & Pump Kits	34
Compact Foamer	22
Couplings	8, 26-27
Crane Lifting Kit	15

D, E, F

Degreaser	16
Detergent Injectors	4, 22
Diffuser	14
Dirt Blaster Filter	10
Dirt Blaster Nozzle Repair Kits	10
Dirt Blaster Rotary Nozzles	10
Downstream Chemical Injector	4, 22
Draft Diverters / Rain Caps	35
Drum / Tank Pump - Crank Type	20
Drum Tool Accessories	20
Dual Nozzle Holder	9
Duct Cleaner	19
E-Zee Reel	25
Easy Foam System	4
Easy Press Trigger Guns	5
Easy Sets	4
Economy Brass Swivels	27
Extended Softgrip Trigger Gun	5
Extended Trigger Gun	6
Extractor	34
Fan Installation Tool	14
Fiberglass "Super Handles"	19
Filters	8, 10, 28, 30
Fine Mesh Water Filter	8
Fittings	8, 10, 26-28, 30
Flat Surface Cleaners	2-3, 18-19
Flex Wands	24
Floor Cleaning Tool	3
Flue Gas Adapter	13
Foam Cannon	22
Foam Nozzle Inserts for Inno	4
Foam Nozzle Mounting Kit	4
Foamer	22
Food Service Hose	7
Foot Controlled Pressure Valve	21
Forward Connection Gun	5
FR 30 ME Surface Cleaner	2

FR 50 Hard Surface Cleaner	2
Fuel Filters	28

G, H, I, L

Garden Hose Fittings	27
Gas Adapter	13
Gauges	15, 22
General Gun	23
General Pump Nozzles	30
Giant Gun	23
Glasses	20
GP Color Coded QC Nozzle Sets	30
Grease	14
Gun Adapter	9
Guns	5-6, 23-24
Handles	19
Hard Surface Cleaners	2-3, 18-19
HDS Coils	13
Heating Coil Milling Tool	15
Heavy Duty Degreaser	16
High Pressure Nozzle Filters	30
High Pressure Swivels	27
High Pressure Wand	4
High-Pressure Detergent Injector	4
High-Pressure Hose	3, 7, 21, 24-25
Hobby Hose	25
Hose	3, 7, 21, 24-25
Hose Clamps	27
Hose Coupling	8
Hose Reel Mounting Kits	8, 25
Hose Reels	8, 25
Hour Meter	15, 22
Injectors	4
Inline Filter	28
Inline Fuel Filters	28
Inno Combination Foam & High Pressure Wand	4
Insertion Tool Kit	35
Interpump Packing Extractor	34
Kärcher Accessories	2-15
Kärcher Axial Pump Repair Kit	12
Kärcher Crankcase Pump Tool Kit	35
Kärcher Detergents	16
Kärcher High-Pressure Hose	7
Kärcher Power Nozzles	9
Kärcher Pump Oil	14
Kärcher Pump Repair Kit Selection Chart	33
Kärcher Pump Repair Kits	12, 33-34
Kärcher Pumps	12, 32-33
Kärcher RM 22 PLUS Premium Vehicle Wash	16
Kärcher RM 31 PLUS Heavy Duty Degreaser	16
Kärcher RM 55 PLUS Universal Cleaner	16
Kärcher Trigger Guns	5
Lances	4-6, 23-24

M, N, O

Magnetic Pistons	13
Meter	15
Milling Tool	15
Mosmatic Turbo Surface Cleaner & Duct Cleaner	19
Mounting Kit-Second Chemical Tank	3
Non-Marking Hose	7, 24

Non-Pivot Reels	8, 25
Non-Pivoting Spray Wand	6
Nozzle Adapter	8
Nozzle Fan Selection	29
Nozzle Holder	9
Nozzle Inserts	4
Nozzle Retainer	9
Nozzle Size Selection Chart	29
Nozzles	3-4, 9-11, 21, 29-31
O-Ring Installation Tool	14
O-Ring Removal Tool	35
O-Rings	11, 26
Oil	14, 35

P, Q, R

PA Water Filters	28
Packing Extractor	34
Pipe Cleaning Hose	3
Pipe Cleaning Nozzle	3
Pipe Cleaning Stop Valve	3
Pistons	13
Pit Boss Sludge Sucker	20
Pivot Reels	8, 25
Pivoting Spray Wand	6
Plastic Chemical Strainer	28
Power Nozzles	9
Premium Longlife 400 Hose	7
Premium Vehicle Wash	16
Pressure Valve	21
Pressure Washer Accessories	18-22
Proportioners	22
Pump Installation Tools	14
Pump Oil	14, 35
Pump Tool Kit	35
Pumps & Accessories	12, 14, 20, 32-35
Quick Couplers	26
Rain Caps	35
Rain Suit	20
Rapid Reel® Hose Reels	8
Raycor Fuel Filter / Water Separator	28
RB65 Wash Gun	23
Reduced Dimension Hose	25
Reed Switch	13
Reels	8, 25
Retainer	9
RM 110 Scale Inhibitor	16
RM 22 PLUS Premium Vehicle Wash	16
RM 31 PLUS Heavy Duty Degreaser	16
RM 55 PLUS Universal Cleaner	16
Rotary Coupling	8
Rotary Nozzles	10
Rotating Nozzles	31
Rotojet Nozzles	31
Rotomax Rotating Nozzle	31

S

Safety Glasses	20
Scale Inhibitor	16
Second Chemical Tank	3
Self-Winding Hose Reel	8
Servopress Controllers	5
Sewer Hose	21
Sewer Nozzles	21
Side Handle	24
Siphon Pumps	20

Sludge Sucker	20
Soap	16
Softgrip Trigger Guns	5
Spacer	9
Splash Diffuser	14
Spray Wands	6
Sprayers	21
Spring Clamps	27
Squeegee	18
ST-35 Pit Boss Sludge Sucker	20
Stainless Steel High Pressure Swivels	27
Stainless Steel Sewer Nozzles	21
Steam Nozzle	11
Stop Valve	3
Strainers	28
Suction Filter	8
Surface Cleaners	2, 18-19
Suttner Guns	23
Sweeper	19
Switches	13
Swivels	27

T, U, V, W

Tank	3
Tank Pump - Crank Type	20
Tape	27
Teflon® Tape	27
Telescoping Wands	24
Test Gauges	15, 22
Thunderdome Flat Surface Cleaner	19
Tools	14-15, 20, 35
Trigger Gun Repair Kits	6, 23
Trigger Guns	5-6, 23-24
Triple Nozzle	11
Tube Cleaning Nozzles	21
Tubing	25
Tuff-Skin Hose	25
Twist Seal Couplers	27
Underbody Wands	6
Universal Cleaner	16
V-Packing Insertion Tool Kit	35
Valve Pliers	14
Valve Seat Installation Tool	14
Valve Seat Removal Tool	14
Valve Seat Wrench	14
Valves	3, 14, 21
Variable Pressure Spray Wands	6, 23
Vario Nozzle 0°- 90°	11
Vehicle Wash	16
Vinyl Tubing	25
Viper Rotating Nozzle	31
Wands	4-6, 23-24
Wash Brushes	2
Wash Gun	23
Washroom Wands	6
Water Broom 16"	19
Water Filters	8-28
Water Separator	28
Water Supply Hose	7
Water-Sweeper	19
Wet Blasting Attachment	3
Wheel Mounting Kits	3
Whisper Wash Flat Surface Cleaners	18
Wrench	14



Innovation | Expertise | Reliability

